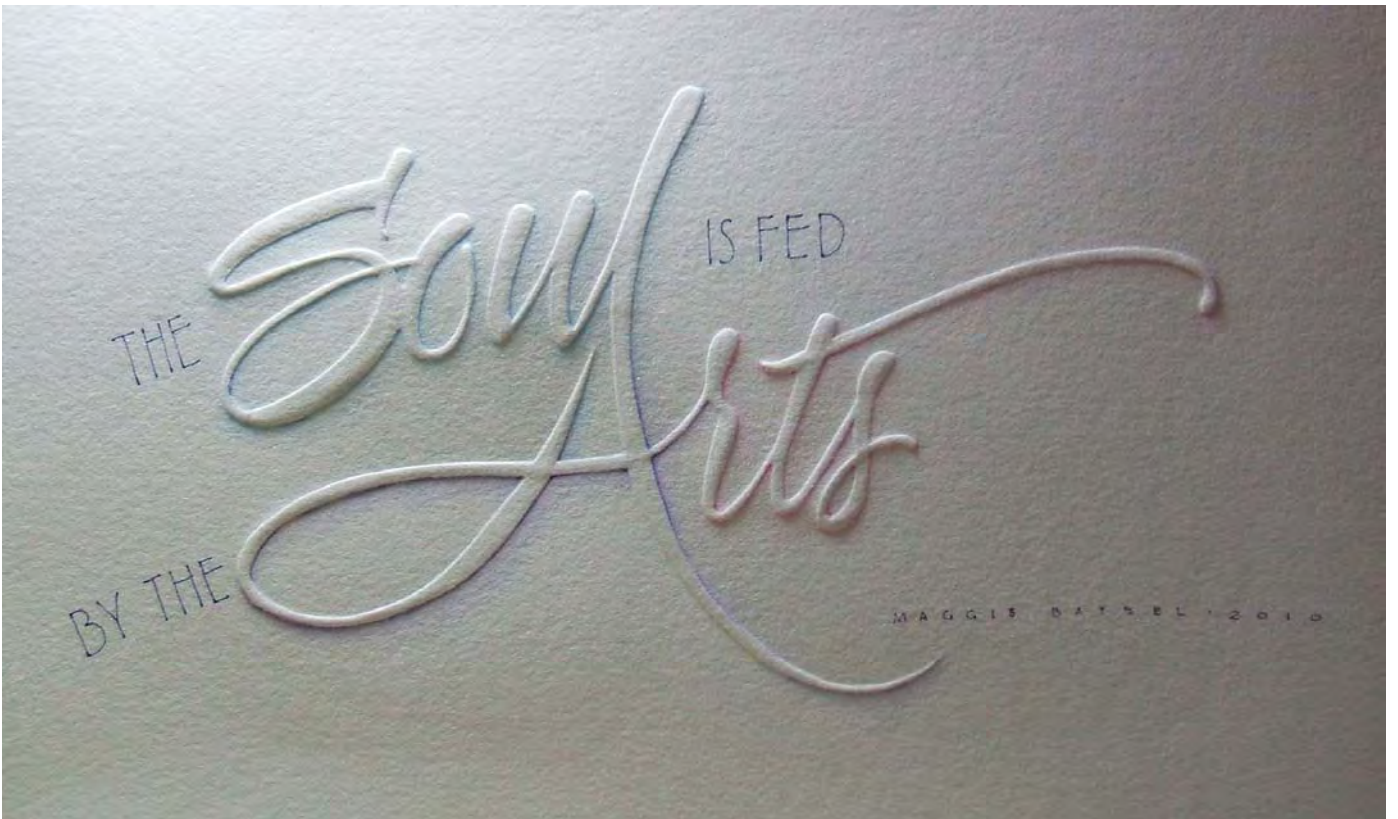


ESCRIBIENTE

NEWSLETTER

ESCRIBIENTE is Albuquerque's Calligraphic Society open to anyone interested in the fine art of beautiful lettering.

SPRING • 2010



ESCRIBIENTE

P.O. Box 30166
Albuquerque, NM 87190

BOARD OF DIRECTORS

PRESIDENT Margie Disque 298-2237	VICE-PRESIDENT Ron Peterson 323-8753
SECRETARY Catherine Hogan 298-2004	TREASURER Heidi Markham 299-6997

COMMITTEE CHAIRS

Flyer	Lynda Lawrence	890-1028
Fundraising	Esther Feske	255-5958
Ghost Ranch	Margie Disque	298-2237
Hospitality	Betsy Townsend	877-4029
Library	Sue Poucher	401-9532
Mailing	Ellie Murphy	821-6028
Materials	Pat Vizzini	856-5284
Membership	Sue DeWalt	765-1566
Newsletter <i>(editor)</i>	Julie Gray	286-6259
Newsletter <i>(library)</i>	Lynda Lawrence	890-1028
Programs	Jan Florence	281-5771
Publicity	Alma Sanderson	265-0015
Refreshments	Donna Fastle	268-7772
Shows	Caryl McHarney	255-7883
State Fair	Luanne Chowning	453-0138
Workshops	Jan Florence	281-5771
Mini-Workshops	Catherine Hogan	298-2004

A
WORD
FROM
THE

President

Dear One and All:

Well, our show at the Unitarian Church is off the walls. I thank Betsy and Caryl for their hard work—and I think it must have been a very big job. Consider yourselves hugged, girls. I noticed many little “sold” dots, which makes me proud of each artist. Woohoo! I’m thrilled to tell you that Theresa Varela is going to apprentice with Caryl and Betsy to learn how to do this job. Good news all around, yes, indeed.

I just returned from a road trip with calligraphers. This is a life experience you each should give yourself. We went to the Letters California Style in Pomona, CA. Four days of driving, three days of class, a very small amount of wine and a lot of laughter all add up to a great time. Last year, I invited everyone to join us, and I’m doing it again. There’s just too much fun available to keep to ourselves. Next year’s teachers are some big, big names in the lettering world, and, if you get your deposit in early, you have a great chance of studying with a legend. Pat Blair, White House Calligrapher, Yves Leterme, Cheryl Moote, and Randy Hasson are some of the names I can recall right now. A truly prepared president would have a link for you, but I’m going to tell you to google “Letters California Style” and see where it gets you. We learned in California that their great big guilds, with \$42. annual fees, only have shows every two or three years. We should be proud of ourselves and our Show Queens!

Our next big workshop is — wait for it — with the Renowned Bill Kemp. He is being asked to teach more and more places, so we have to study with him while we can. Jan Florence is our workshop diva; get a non-refundable \$50 check to her to hold your seat. We will, of course, have a waiting list, but why gamble? Jan’s address is in your guild address list. This gives you a good excuse to find it.

Hugs all around, and keep lettering—

Margie Disque

Escribiente is a non-profit organization of persons dedicated to the advancement and promotion of calligraphy. Meetings are held at 6:30 pm on the first Wednesday of each month, except for January and July. December’s holiday meeting will be announced. We meet at Manzano Mesa Multi-Generational Center (southwest corner of Elizabeth and Southern). Yearly dues are \$25 for in-state members and are payable May-July. Benefits of membership include: receiving the newsletter, book, tape or DVD checkout from our lending library, discounts to attend workshops, and discounts at local art, paper and frame shops.

Dues should be mailed to : **ESCRIBIENTE, PO Box 30166, Albuquerque, NM 87190.**

Escribiente’s Newsletter is published quarterly, supplemented by monthly flyers. Articles from this newsletter are under copyright, and may not be reprinted without permission from the editor. Do you want your work featured in the Newsletter? Or do you have an article of interest you would like to publish, or an event you would like to publicize? Send information by snailmail to: 96 Paa-ko Drive, Sandia Park, NM 87047.

Our colorful months on the cover are from a beautiful perpetual calendar produced by Catherine Hogan.

The art piece in the center is done by Julie Gray, and the verse is written by Maggie Batsel, (President Margie’s Mom!) which was donated to the Popejoy Hall Center for the Arts for their silent auction fundraiser.

LETTERS CALIFORNIA STYLE-2010

DeAnn Singh was one of ten teachers at this calligraphy conference sponsored by The Society for Calligraphy, Southern California. DeAnn's class was entitled

“Your Calligraph Toolbox Needs to Include Gothic Blackletter.” Since I am familiar with Spanish Round Gothic, I jumped at the chance to take the other Gothic styles that she was offering. These included Gothic Textura, Fraktur and Rotunda.

Gothic hand is also known as Blackletter and the Textura style used to be called Old English. This is the first hand that DeAnn taught us. She described it as having strong straight lines and tight spacing such as picket-fence spacing. This is the space between each letter being the same as the space inside the letter, which creates the look of a picket fence. The interlinear space is tight. She said the most important thing about Textura is its consistency in spacing. DeAnn

said it was not meant to be read and provided the word “minimum” as an example (shown at the bottom of the page). You may not recognize the word



written in this style if not for the dots over the i's in the lower case. She described it as being steady, dark and useful for adding texture and drama.

On the second day, DeAnn introduced us to Fraktur. She described it as being decorative by incorporating curves into the texture. It is dramatic and elegant, and as she said, was

developed for more readability. It is a beautiful hand and reminded me as moving toward Gothicized Italic, but without the slant. Its use of entrance and exit serif and spacing is more of a conscience consideration.

On the third day, we learned Rotunda. It is round, large and easy to read. This is somewhat similar to the Spanish Round Gothic with which we are more familiar with here in New Mexico.

DeAnn gave several examples of differing styles of Gothic capitals, which can be very decorative when added to any of these styles of lowercase letters. She also showed us how to use 23k patent gold for gilding and illuminating the capital letters.

The history lessons were great. She had many, many examples of styles, antique or otherwise. The class was small, with six people, so the attention to detail was wonderful.

Pat Vizzini

minimum minimum minimum

First Unitarian Church Calligraphy Show

Thanks to **Betsy Townsend** who worked dilligently to get the show placed and set up for Escribiente members to display their calligraphic work! We filled the walls and had a successful Mercado and 'Meet the Artist' night. Many pieces were sold, making money for the artists and the church. Congratulations to all!

Donna Fastle & Alma Sanderson



Julie Maas



Alma Sanderson & Margie Disque



Eddie Sedillo & Jan Florence



Catherine Hogan



Theresa Varela



Glo Cantwell



Bill Kemp

Flag Entry Represents the Gray Wolf and Calligraphy!

There will be a major installation at Biscayne National Park's Convoy Point in Florida this winter and spring, part of the park's celebration of the United Nations' "International Year of Biodiversity." Endangered World. Biscayne National Park will feature 360 brightly colored flags lining the roads and trails at Convoy Point for over a mile, each representing one degree of the planet's longitude. Individuals and organizations will adopt an endangered or threatened animal that lives at that longitude and paint an image of that animal on one of the flags.



At the same time, participants will commit to an "eco-action" that directly or indirectly mitigates the plight of that animal. The photo to the left, shows the entry submitted by Escribiente member, Pat Vizzini. The flags will then become a part of an Endangered World traveling exhibit that will go to other national parks around the country. Details, including lists of available species, instructions for participation

and applications are available by clicking the "Endangered World" link at www.xaviercortada.com. Congratulations Pat! Beautifully done!

WORKSHOP ANNOUNCEMENT!! • APRIL 10-11

Bill Kemp will be teaching a workshop in **Engrosser's Script**, or more commonly known as Copperplate, on the weekend of **April 10th and 11th**. The class will be approached as a beginning level student, but still can be focused on those students who have had previous classes on Engrosser's Script. Each student will have their own study booklet to work from for the class and to take home.

The class will start out by learning the use of the oblique penholder, the nib, paper, ink and then the seven fundamental basic strokes to



the lower case alphabet. Guide sheets will be provided as part of the class, so the student can see how the relationship of each letter is related to the proper spacing on the guide sheets. You will learn how to use an Ames Lettering Guide to construct your guide lines. By the end of the first day, we

will have covered the lower case alphabet, with a preview of the capital letters. The second day will be the capital letters with a sampling of flourished Engrosser's Script for the final part of the class. You should have a single line quote, or something you wish to write, in the beautiful script as a final project.

This will be covering the same material for the class at Ghost Ranch, to be held in June, if you would like to continue study in this elegant hand.

To sign up, contact Jan Florence at **281-5771**

HANDMADE CHRISTMAS CARDS TO DIE FOR!

...well, not LITERALLY!



Bill Kemp



Pat Vizzini



Agnes Franzak



Francis Stoppiello



Julie Gray



Amy Jones




Lois Suddath


(...and a couple of silly pictures from the Christmas party!)



A good time was had by all...especially Pat, Julie, Ron and Kathy. Thank you Diane Inman, you are a great hostess, AND photographer!




Alma Sanderson



Janice Gabel



Caryl McHarney



Lynda Lawrence



Ellie Murphy

See more Christmas cards on page 10!



Thelma Hahn

Member Profile

Ron Friederich

As an ongoing item for the newsletter, we like to present members of Escribiente so you can get to know them better. Since we only meet once a month, and are busy as bees at that meeting, we really never have a chance to get to really “know” each other. So here is a chance for you to see into the background and thoughts of Escribiente members, and see what a really great group of calligraphers we are!

In this issue we are presenting Dr. Ron Friederich.



Hi Ron, first of all, where are you from, and when did you discover New Mexico?

I am from a town in central Illinois, called Pekin. I came to Gallup, NM in 1975 to work as an ophthalmologist at the Indian Health Service Hospital serving the Navajos and Zuni.

I learned woodcarving techniques at UNM Gallup branch about 1776 and did relief carvings for years. (flat wood, not in-the-round ‘relief’)

What part of town do you live in?

I live in Nob Hill.

Education/Art Background?

I have a B.S. from Iowa State University, and M.D. from the University of Illinois. No art background, mostly a science

education. I began to appreciate art as an exchange student in London. I saw the Book of Kells in Dublin, but did not appreciate the calligraphy at that time. Now I see all art as an expression of the soul!



Family?

Married to Sara, and have 3 adult kids.

What do you do for a living to support your calligraphic habit?

Eyes!

How long have you been working with calligraphy?

Nine to ten years. I combined calligraphy with wood in 2002.

Who got you started?

Kathy Chilton’s classes...God bless her! I wanted a second hobby. It was not my original plan to combine it with wood.

What most influenced you in your calligraphic travels?

Kathy’s and Bill Kemp’s classes.

What hands are your favorite, and which ones would you most like to pursue?

Copperplate, Uncial, and fancy Italic.

Are you interested in any other art medium?

I like to experiment with different fine woods; oak, walnut, redwood and poplar.

What does Escribiente mean to you?

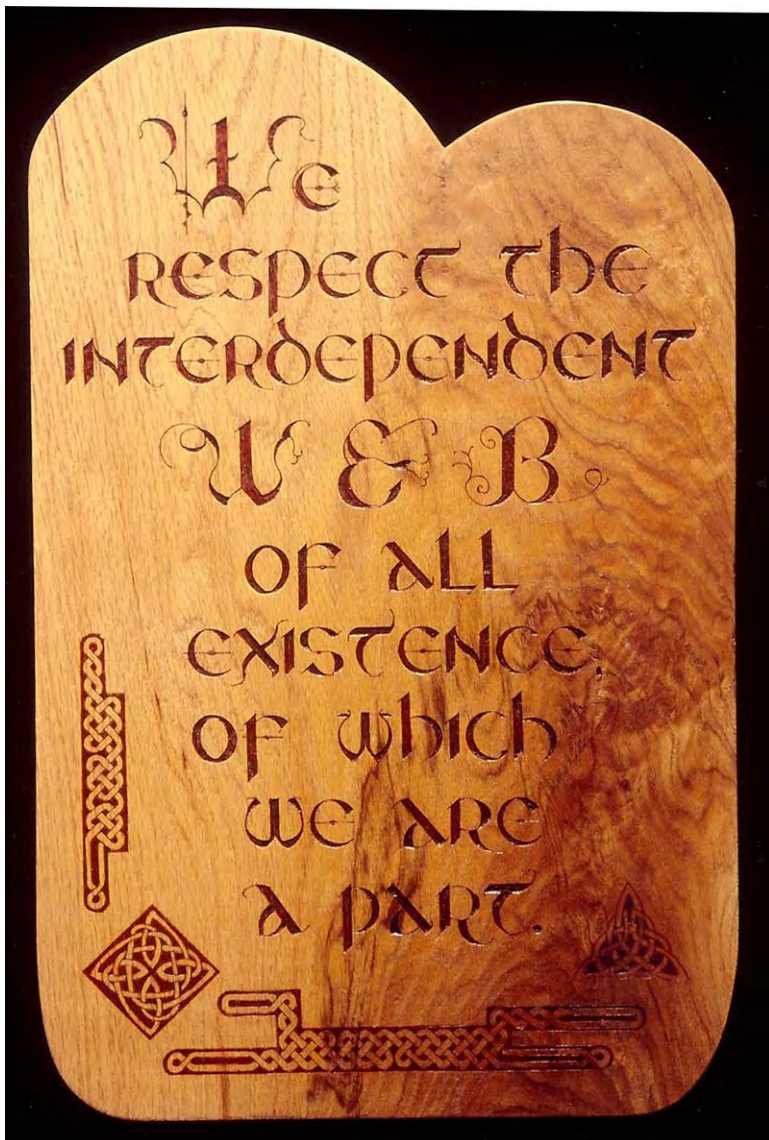
A chance to learn new possibilities for my work in wood and meet new people.



What do you plan to do or see as a goal for your calligraphic talents?

I plan to apply more calligraphic techniques such as illuminated caps, and various colors to wood. Plus be more imaginative and 'right brain'.

Calligraphy shares some traits with cataract surgery...it is detailed, precise, and requires manual skills and concentration, so it's a natural hobby for me.



Obituaries

Shirl Breitling

A member of Escribiente, Shirl M. Breitling, 69, died Wednesday, December 23, 2009. He was a resident of Albuquerque, NM, since 1992. He is survived by his wife, Alice Bert, also of Albuquerque. Dr. Breitling was a member of the Albuquerque Flute Association and Friends of Calligraphy. He is a past member of the Utah Orchid Society, Professional Ski Instructors Association, Alta Ski School, the American Chemical Society, Pastel Society of NM, and Escribiente. Dr. Breitling earned a Ph. D. in chemistry from the Univ. of Utah in 1969. He was post-doctoral fellow at the Univ. of Utah until 1973 and then an associate research professor at the Univ. of Pittsburgh until 1976. He worked at Chemical Systems Division in San Jose, CA, from 1978 to 1989; at the AF Rocket Lab at Edwards AFB, CA, until 1992; at AFRL at Kirtland AFB, NM, until 1999; then with Aero Thermo Technology until 2006 when he retired.

Ann Van Tassell



The calligraphic community is a small one, even though it is world-wide. Ann Van Tassell of Blacksburg, VA was a calligrapher and good friend to many, including some here in Albuquerque. She died November 2009, after a long battle with cancer. Those of us that knew her bubbly personality and her passion for all things calligraphic, will miss her. Doodles of love, Ann!



Jan Florence



Sherry Bishop



Ginger Larkin



Heidi Markham

Welcome New Members!

Amy Sproul

43 La Puerta Tr.
Placitas, NM 87043
505-220-9655

Peggy Wilhelm

PO Box 80303
Albuquerque, NM 87198
505-710-1207

5 minute chocolate mug cake

- | | |
|-----------------------------------|--------------------------|
| 1 large coffee mug | 3T milk |
| 4 T flour (plain-not self-rising) | 3T oil |
| 4 T sugar | 3T chocolate chips (opt) |
| 2 T baking cocoa | some chopped nuts |
| 1 egg | small splash of vanilla |

Add dry ingredients to mug, and mix well. In a separate cup mix egg, then add milk, oil and vanilla...mix well. Add mixture to the mug...mix well. Add chips and nuts and stir again. Put your mug in the microwave and cook on high for 3 minutes. The cake will rise over the mug. Let cool...tip onto plate...eat

*don't worry

from the kitchen of pat vizzini

Thank You!

...to those who contributed to this issue...Catherine Hogan, Margie Disque, Lynda Lawrence, Betsy Townsend, Bill Kemp, Pat Vizzini, Ron Friederich, Jan Florence, Julie Maas, Donna Fastle, Alma Sanderson, Eddie Sedillo, Theresa Varela, Glo Cantwell, Agnes Franzak, Francis Stoppiello, Amy Jones, Lois Suddath, Janice Gabel, Ellie Murphy, Thelma Hahn, Caryl McHarney, Kathy Chilton, Ginger Larkin, Sherry Bishop, Heidi Markham, and my trusty proofreaders, Fred Gray and Jennifer Kemp.

Thank you all!

Our own Pat Vizzini is famous for the wonderful hand designed postcards she sends out. If you are lucky to get one, it's truly frameable! Here is one of her recipes.

Study

OPPORTUNITIES



Ghost Ranch

June 14-20, 2010

Engrosser's Script or Copperplate

\$365 (includes \$15. lab fee) + housing & meals
Bill Kemp, Albuquerque, NM
 You will learn Engrosser's Script using the oblique pen holder to create lower case and capital letters to create a final project.

Neuland Renaissance

\$350 + housing & meals
Nancy Culmone, Serafina, NM
 Create dark drama with a 20th century letterform. Create texture! Use strange tools!

Value Contrast: Exploring the Grey Areas

\$370 (includes \$20. lab fee) + housing & meals
Annie Cicale, Fairview, NC
 Increase your understanding of color principles by focusing on value.

June 14-20, 2010

Good Hue: Integrating Color, Design & Letters

\$360 (includes \$10. lab fee) + housing & meals
Louise Grunewald, Durango, CO
 Relate color to design, composition and letters with FUN small-format exercises.

JazzWriting II

\$350 + housing & meals
Steven Skaggs, Louisville, KY
 Delve into the world of building calligraphic paintings completely as an improvised art.

Pointed Pen Magic

\$350 + housing & meals
Barbara Close, La Mirada, CA
 We will take a look at traditional and more contemporary styles that the pointed pen has to offer. You'll see magic when we incorporate styles with watercolor backgrounds!



Alberta Calligraphy Conference

The Lettering Arts Guild of Red Deer invites you to attend


ABC 2010

A five day conference for calligraphers at all levels of expertise.

August 8-18, 2010

Red Deer College

Red Deer, Alberta, Canada



www.2010calligraphyconference.com

A little plug here, for our wonderful newsletter printer!

SPEEDZONE

Print and Copy
 6000 Lomas NE

Support them with all your copying and printing needs. They really are good...and fast!

Contact: Frank Horner or
 Nanette Ely-Davies 262-2679

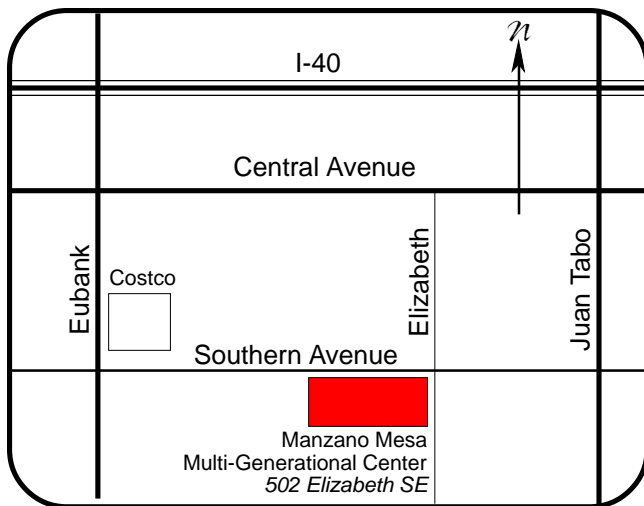
UPCOMING ESCRIBIENTE MEETINGS...

Like everything else in this world, these events are subject to change without notice, although we will try to give you as much notice as we can!

April 7, 2010 <u>CARDS/ENVELOPES SHOW</u>	May 5, 2010 <u>ROUND ROBIN</u> A popular meeting topic! Go from station to station and learn how to use things like walnut ink, bleach, embossing, zentangles, etc...	June 2, 2010 <u>BOOK REVIEW</u> Bring your favorite calligraphic/related book to show and talk about, or just to say you like it!
July 2, 2010 <u>BOARD MEETING</u> No general meeting	August 4, 2010 TBA	Watch for monthly flyers and postcards to keep you up-to-date on each Escriviente meeting!

Meetings

Members and guests of Escriviente meet the first Wednesday of the month at 6:30 pm. (No meetings are held in January, July and December). Meetings are held in the Manzano Mesa Multi-Generational Center at 502 Elizabeth SE.



Meeting Kits

Bring these items to every meeting. If other supplies are needed, it will be announced in the monthly flyer.

- 6" Ruler**
 - Glue Stick**
 - Pencil(s)**
 - 3 Colored Pencils**
 - Eraser**
(Mistakes?? Never!)
 - Micron Pen or equivalent**
(any size)
 - Scissors**
(small...to fit in your kit)
 - Felt Calligraphy Pen**
(any size or color)
 - Pad for taking notes**
- Anything else you are comfortable bringing that you can't do without.**
NO INK NECESSARY!!

ANY SHOW & TELL YOU HAVE!

Be sure to see your Newsletter and other interesting items related to calligraphy on Escriviente's Website: <http://www.escriviente.org>

Deadline for submissions for upcoming 2010 issues of Escriviente...

SUMMER ISSUE: (mailed in June) deadline **MAY 1ST**

FALL ISSUE: (mailed in September) deadline **AUGUST 1ST**

WINTER ISSUE: (mailed in December) deadline **NOVEMBER 1ST**

Any information you have is welcome! Classes you've attended, artwork you have done, tidbits of news, awards you've won(!), babies born(!!!), book reviews, a favorite material you are using you can't wait to tell everyone about, upcoming shows, classes you are teaching, etc., etc... This is YOUR connection with the calligraphic world in Albuquerque and beyond...we welcome your input! Mail to me at: Julie Gray, 96 Paa-ko Drive, Sandia Park, NM 87047. I WILL return your stuff!