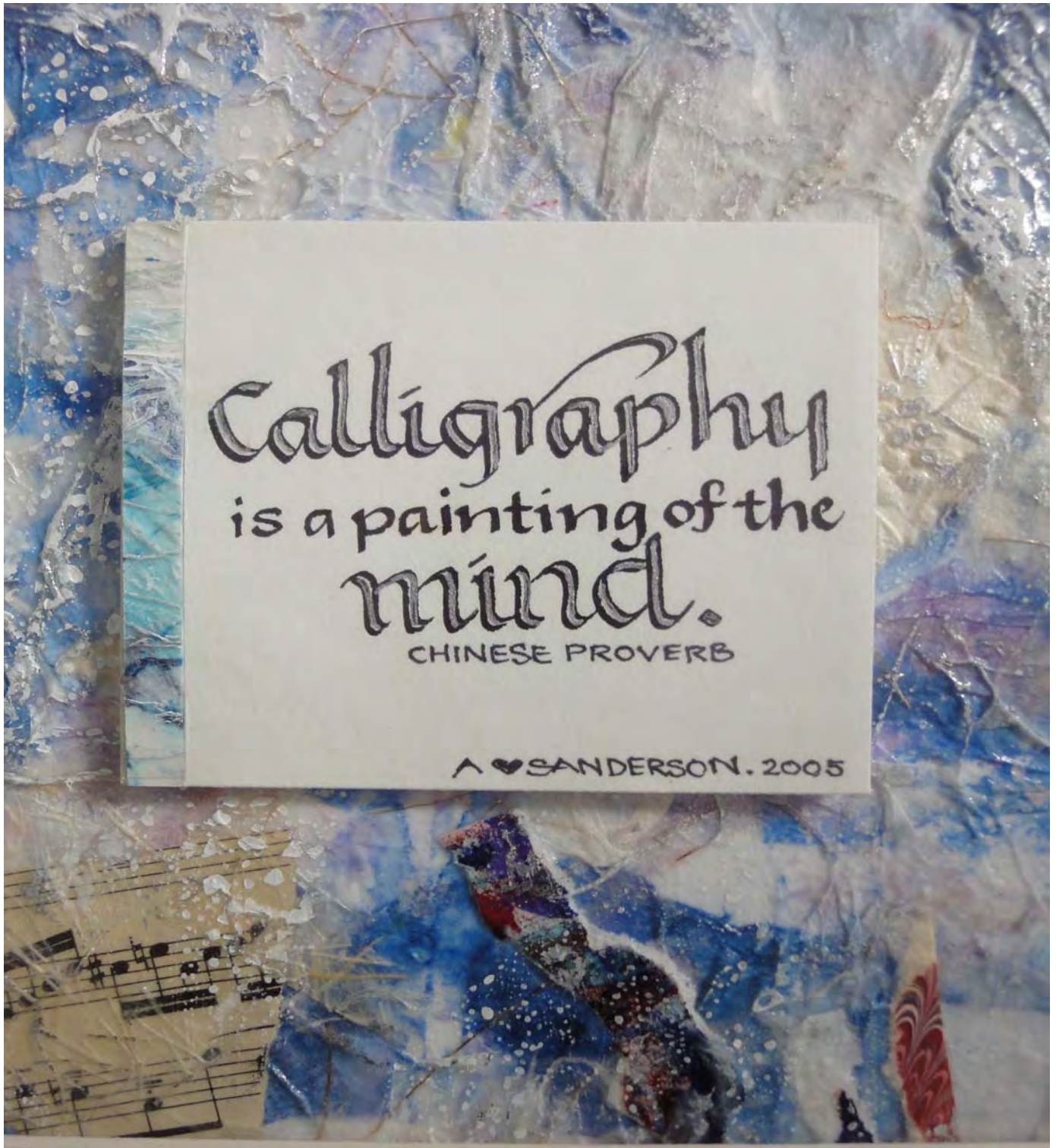


# ESCRIBIENTE

N E W S L E T T E R

ESCRIBIENTE is Albuquerque's Calligraphic Society open to anyone interested in the fine art of beautiful lettering.

WINTER • 2010



# ESCRIBIENTE

P.O. Box 30166  
Albuquerque, NM 87190

## BOARD OF DIRECTORS 2010-2011

PRESIDENT Ron Peterson 323-8753	VICE-PRESIDENT Theresa Varela 480-9628
---------------------------------------	--

SECRETARY Glo Cantwell 828-0131	TREASURER Nancy Napier 281-9244
---------------------------------------	---------------------------------------

## COMMITTEE CHAIRS

E-Flyer	Lynda Lawrence	890-1028
Fundraising	Esther Feske	255-5958
Ghost Ranch	Margie Disque	298-2237
Hospitality	Betsy Townsend	877-4029
Library	Sue Poucher	401-9532
Mailing	Ellie Murphy	821-6028
Materials	Pat Vizzini	856-5284
Membership	Margie Disque	298-2237
Newsletter ( <i>editor</i> )	Julie Gray	918-1948
Newsletter ( <i>library</i> )	Lynda Lawrence	890-1028
Programs	Jan Florence	281-5771
Publicity	Alma Sanderson	265-0015
Refreshments	Donna Fastle	268-7772
Shows	Theresa Varela	480-9628
State Fair	Catherine Hogan	298-2004
Workshops	Jan Florence	281-5771
Mini-Workshops	Catherine Hogan	298-2004

A  
WORD  
FROM  
THE

# President



## challenge and opportunity

The year 2011 promises to be one of challenge. As a club, Escribiente has become smaller in membership and attendance. We are meeting this challenge by providing many more opportunities to develop in our artianship. As members, when the opportunity

presents itself, invite a friend to come to a meeting and see what we do. We all started with only a vague interest in Calligraphy and it grew in us. Many of our members' works are really great art!

The State Fair is over, but challenge yourself to enter your best piece(s) next year. This is an opportunity to let other people see and admire your work.

Our website <http://www.escribiente.org> has an empty gallery. Challenge yourself to have at least one of your pieces put in that gallery.

Take the coming year as a personal challenge. We have great workshops planned. This past weekend, there was a wonderful one with Barbara Close on using a brush for calligraphic pieces. This was something that I had been wanting to do for quite awhile, but needed some instruction to get started.

This coming year, commit yourself to attending at least one of the workshops that we have scheduled; You won't be sorry. Be sure to sign up early.

The Brush workshop had a waiting list, and I signed up late, so I was on it. (Being President has privileges, not many, but jumping ahead of any other club member for workshop registration isn't one of them.) We have welcomed several new members from a distance who came here because of the good things they'd heard about our Workshop Facilitator.

We are regularly scheduling Mini-Workshops, usually on a Saturday afternoon, on a variety of topics, sometimes Calligraphy, or other things that can be used with Calligraphy. These gatherings provide yet another opportunity to develop your craft.

Lastly, I'd especially like to thank Jan Florence and Catherine Hogan for doing such a great job in scheduling all of the Workshops and Mini-Workshops. Take the time to thank them for all of the work that they're doing for us.

**ron peterson**


Escribiente is a non-profit organization of persons dedicated to the advancement and promotion of calligraphy. Meetings are held at 6:30 pm on the first Wednesday of each month, except for January and July. December's holiday meeting will be announced. We meet at Manzano Mesa Multi-Generational Center (southwest corner of Elizabeth and Southern). Yearly dues are \$25 for in-state members and are payable May-July. Benefits of membership include: receiving the newsletter, book, tape or DVD checkout from our lending library, discounts to attend workshops, and discounts at local art, paper and frame shops.

Dues should be mailed to : **ESCRIBIENTE, PO Box 30166, Albuquerque, NM 87190.**

Escribiente's Newsletter is published quarterly, supplemented by monthly flyers. Articles from this newsletter are under copyright, and may not be reprinted without permission from the editor. Do you want your work featured in the Newsletter? Or do you have an article of interest you would like to publish, or an event you would like to publicize? Send information by snailmail to: 96 Paa-ko Drive, Sandia Park, NM 87047.

The wonderful art and calligraphy on our cover is done by Alma Sanderson, the focus of our Member Profile on page 8.

# Barb Close Makes Brush Artists out of Us All!



Ron and Barb



Barbara Close presented a Pointed Brush Workshop on the sixth and seventh of November. Twenty-two scribes enjoyed two days with Barbara, once again enjoying Barbara's skillful and playful approach to teaching and learning.

On Saturday, Barbara reviewed individual letterforms with all of us. She first demonstrated some letters and the press-release-press technique to us all so that we could practice. Due to the large size of the class, Barb called some class members forward for more demonstration as the rest of the class practiced, then rotated groups. It was a great atmosphere, punctuated with Barbara's great sense of humor and fun. She moved throughout the class, observing and pointing out to each of us ways to improve our form.

We spent Sunday morning learning ways to use watercolors as background or decoration for our lettering projects. Barb showed us many techniques to use after laying down a wash of color, including drop-in color, dropping on kosher salt and sesame seeds, laying on scrunched up plastic wrap and stretched plastic wrap and even bubble wrap. We learned to use all kinds of items to stamp or score the painted surface, including a piece of screen, a comb, a rolled Starbucks coffee sleeve, even the edge of a credit card. We painted flowers, and we played with Sumi

ink drawn over the dried surface of a multi-colored wash for great effects. Finally, we played with Zentangles as a way to decorate individual letters.

Class members thoroughly enjoyed this workshop. Answers to the prompt “the best thing I learned from this workshop...” included:

“be free, be loose, have fun!”

“Think large, medium and small for contrast.”

“The unexpected versatility of watercolors.”


“It’s only paper! It’s okay to waste it if it’s not working.”

Barbara’s approach to her work and her art is based in her love of the art and of life itself. She is excited and shares enthusiastically with her class. We all left with new energy and many ideas for using watercolor accents to our calligraphy work.

*Gretchen Michaud*




*Thelma and Mary*



*Zentangle by Maude Beakley*



*Pat Vizzini*



*Francis Stoppiello*



*Lynda Lawrence*



*Margie and Barb*




*Catherine Hogan*

*Thanks to Evelyn Costello for taking the pictures!*

# The making of pens & quills...


*Taken from The Children's Encyclopedia, edited by Arthur Mee, published at Carmelite House London 1890.*



In these pictures, we see the strips of steel being rolled, in readiness for the stamping out of the pen shaper. This rolling process makes the strips of steel uniform in thickness to the ten-thousandth of an inch.

(Left) The shapes are stamped out, heated in furnaces and then put into vats of oil to harden them, as shown here.

(Right) Here we see the metal and the shape stamped from it. The pen, quite ready for use, is shown on the far right.



*The 4 photographs above and right, are taken in the factory of Messrs. William Mitchell, Ltd.*




## Making Pens from a Bird's Feathers...

For about 1,200 years until the 19th century, quill pens, made from the feathers of the goose, swan or turkey, were universally used; and millions of quill pens are still made for use in government offices and courts of law.

(Left) The first process in making quill pens is to harden the quills by heating them in a copper, as the man in this picture is doing.

(Right) They are then carefully examined by an expert workman, and those suitable for the purpose for which they are intended are put together, ready for the cutter, who shapes the nib.



(Left) The cutter, with a few strokes of his knife, produces the finished pen. Men who do this work are very skillful and quick, and make hundreds of pens, in a very short time, without spoiling any (well, maybe 1 or 2).

(Right) The quill pens are then tied together in bundles, ready for the shops. Unfortunately the industry is declining every year.


# STATE FAIR



Pat Vizzini



Alma Sanderson

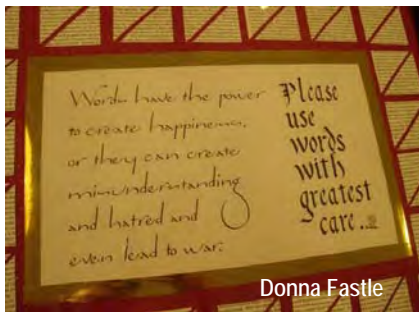


Catherine Hogan



Caryl McHarney

Thanks to Catherine Hogan for taking the pictures this year!



Donna Fastle



Caryl McHarney




Caryl McHarney



Sue Poucher



Alma Sanderson



Janice Gabel

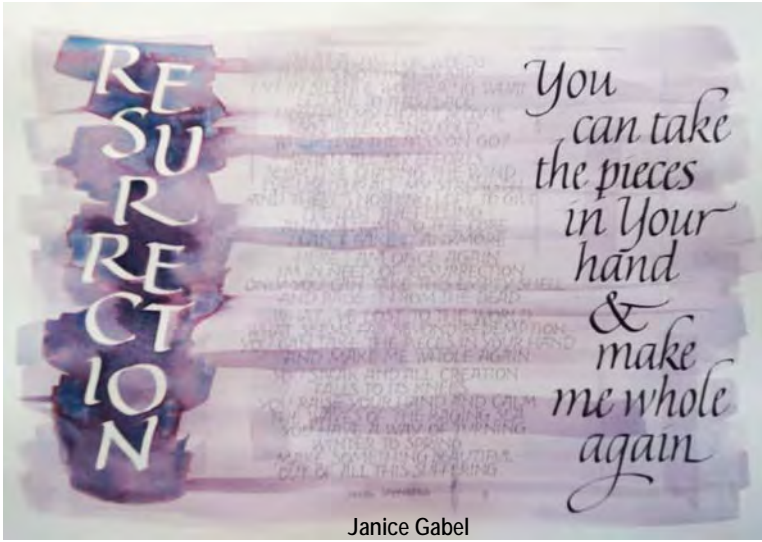


Caryl McHarney



Jan Florence

# 2010!!



Janice Gabel



Catherine Hogan



Julie Maas



Alma Sanderson

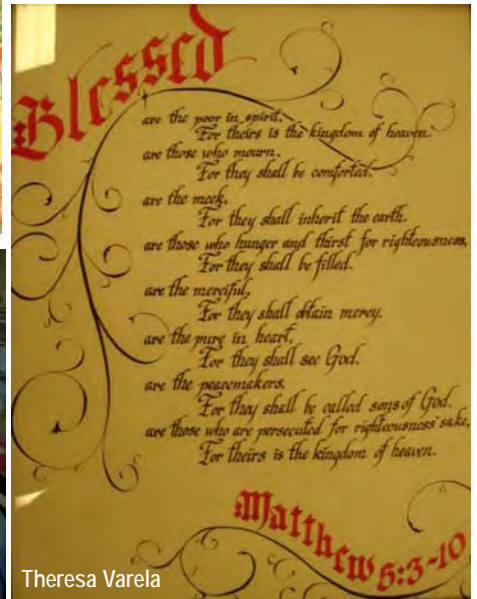


Matt Lopez



Alma Sanderson

Catherine Hogan



Theresa Varela

Kudos to the many Escribiente members who sat for hours making bookmarks for Fair goers

# Member Profile

## Alma Sanderson

### Alma, tell us about yourself...

I was born in Denver, CO, the last of six children. My father was a lawyer and an investment banker. We lived in a home they built in Lakewood with full view of the Front Range of the Rockies. We raised French Alpine goats for fun and for the milk. I raised fancy pigeons. It was a glorious childhood. My siblings before my birth, increased the enrollment of the elementary school to 99!

I graduated from Lakewood High School in 1952. Edited the annual...loved art...was valedictorian of the class. (In August, I went back with a local classmate and his wife for our 58th Reunion! 51 people came.)

I then went on to the University of Colorado in Boulder...pledged Kappa Kappa Gamma...started out with a major in Elementary Education...married...became a young Marine officer bride headed for Quantico, VA and Camp Pendleton, CA. The Korean War was going on.

Then moved to Albuquerque in 1956. I majored in Anthropology, and my husband got his Ph.D. in Anthropology. Goal: to be a husband and wife team in ethnology. I went back to Boulder and got my BA in Anthropology, and Minor in Psychology in 1958. I then became a Phi Beta Kappa, which was always a goal. We moved back to Albuquerque and I started my teaching career at Zuni Elementary... divorced... moved back to Colorado...taught at Goldrick in Denver.

I then met Raymond Sanderson, married him in 1962, moved to Santa Fe, NM, taught at Gonzales Elementary, remodeled a 250-year-old adobe together on Canyon Road. Then moved to Albuquerque, resumed teaching at Hawthorne,



then Arroyo del Oso, and then Governor Bent. I started APS's first gifted program called the Accelerated Enrichment Center at ADO and continued it at Governor Bent. I initiated a radio talk show called "Gifted Gab" on KANW at ADO in 1977. I continued it at GB and ended it in 1999 after a 22 year continuous run of twice weekly shows. I retired from APS in 1988, 22 years ago.

During this period, we had two children, Karen and Bill. Karen lives in Phoenix and has two sons. Bill and I live together in a house that Raymond and I bought 44 years ago!! It's in the middle of town near UNM. I returned to UNM in the early 1960's to receive my MA in Art Education. Betsy Townsend's husband taught at UNM and was my faculty sponsor for this.

Also, during this period, Raymond got the 19th ABQ, NM kidney transplant done at UNMH. I was their president for several years and also edited a newsletter for them.

### Who most influenced you in your calligraphic travels?

When I started the gifted program at ADO, a young calligrapher named Jeanette Anderson announced in the APS Newsletter that

she would like to teach calligraphy in local classrooms. The ink wasn't dry before I got her on the phone. She was simply DELIGHTED to sign up my fifteen 4-6th graders for calligraphy. She came twice weekly for a semester. She taught them, and I audited the class! Jeanette brought all the supplies and ALL THAT TALENT! What a character! My children and I were in "hog heaven". That was my kick-off to calligraphy. I LOVE IT! I still hear from some of those kids and many still practice calligraphy.

Jeanette invited me to the meeting where she kicked of Escribiente. I became President of Escribiente when I retired from teaching. Jeanette lost interest in it, but I have always been a member.

After I retired, I went back to Kappa Kappa Gamma too. I was on their Advisory Board at UNM and then was elected President of KKG in 1993-1994. I went on to work on the Albuquerque Metropolitan Alumnae Panhellenic and was their president in 1998-99. I also became a Province Director of Alumnae for KKG and supervised Alumnae KKG Associations in Eta Province: CO, UT, WY and NM.

I have just concluded a two-presidency of Kappa's Alumnae Association in ABQ. I edited all their newsletters during that time and initiated their website. That's how my house got so messed up!!

I still retain my love for Escribiente and do try to support it as best I can.


### What hands are your favorite?

Italic and Roman styles are my favorite hands. I have pursued most of the alphabets at one time or another. I just get rusty because I go off on other tangents!



**Are you interested in any other art medium?**

I have done some work in acrylics, watercolors and clay. I taught a lot of art to my APS students. I taught adults in my home, in APS calligraphy workshops and at my antique shop in the late 80's. Now, I make lots of little books and cards for friends and family who aren't too critical!




**What does Escribiente mean to you?**

Escribiente is a wonderful way to meet people of both genders, different ages, many careers, many talents, and many experiences. Historically, it has been a non-threatening platform to test your art talents and to learn from others. The people all seem ready to answer a question or give you a helping hand in a non-judgmental environment. This has always been refreshing to me.

**What do you plan to do or see as a goal for your calligraphic talents?**

At my stage of life, it is exciting to keep a firm hand! I guess my goal is to enjoy the beauty of letters, yours or mine, appreciate the hugs and smiles I see among the membership, and offer my applause for the leadership in keeping Escribiente's ship afloat. I consider it an honor to be a part of Escribiente.





A PENCIL MAKER TOLD THE PENCIL  
5 IMPORTANT LESSONS  
JUST BEFORE PUTTING IT IN THE BOX...

1. Everything you do will always leave a mark.
2. You can always correct the mistakes you make.
3. What is important is what is inside of you.
4. In life, you will undergo painful sharpenings, which will only make you better.
5. To be the best pencil, you must allow yourself to be held and guided by the hand that holds you.

WE ALL NEED TO BE  
CONSTANTLY SHARPENED

— A B T H O R E V H K U O W H —



**Calligraphy is like walking into a funnel from the wrong end. The farther you go, the more there is to see, do and learn.**

**Winners of the Graceful Envelope Contest are posted at: <http://www.calligraphersguild.org/envwinners2010.html>. Check out some of the creative ideas used for the theme: **A Stream of Letters!****



9-28-2010

Dear Julie Gray,  
Thank you for gracing my mailbox with beauty every Spring, Summer, Fall, & Winter. I treasure your newsletters.

Sincerely,  
Donna Fastle



*Welcome New Members!*

**Maude Beakley**  
10060 Achenbach Canyon Rd.  
Las Cruces, NM 88011  
575-522-7078

**Mary Havenor**  
3201 Escuela Ct.  
Las Cruces, NM 88011-1697  
575-640-5274

**Yvonne Borbon**  
2628 Barboa Pl. SW #1  
Albuquerque, NM 87105  
505-459-3722

**Mary Curry**  
7576 Grapevine Canyon Ct.  
Las Cruces, NM 88011-8405  
575-644-4578

**Sharon Malone**  
11804 La Charles  
Albuquerque, NM 87111  
505-975-1951

**Jay Evans**  
2004 Gabaldon Dr. NW  
Albuquerque, NM 87104  
505-604-9117

**Gail Lieurance**  
4443 Galisteo Loop  
Las Cruces, NM 88011  
575-649-0606

*Thank you!!*  
Your newsletter editor would like to thank Ron Peterson, Alma Sanderson, Evelyn Costello, Catherine Hogan, Gretchen Michaud, Margie Disque and Pat Vizzini for their contributions to this newsletter, and the always-helpful-and-available-on-the-spur-of-the-moment proofreaders, Jennifer Kemp, Bill Kemp and Fred Gray.

Wow! What a wonderful letter! Your humble editor thanks you, Donna.

# Study OPPORTUNITIES



**February 18-21, 2011**

**Kellogg West Conference Center and Lodge  
at Cal Poly Pomona  
Pomona, California**

**Teaching:**

**Pat Blair**

**Barbara Close**

**Lisa Engelbrecht**

**Randy Hasson**

**Yves Leterme**

**Cherri Mooto**

**Robbie Saslow**

**Jane Shibata**

**Janet Takahashi**

**Mark Van Stone**

**COMING TO ALBUQUERQUE!!  
APRIL 9-10, 2011**

**JUDY MELVIN!**  
*One of the most inspiring teachers on the calligraphy circuit today!*

If you are interested in something other than a structured class, have drawers of unfinished work or just want to be nudged to a new level, sign on! We will use tricks and techniques or learn new ones. The focus is to add to the individual vision of each artist. The IMPROV will be fast-paced, electric and FUN! Collaborations are also encouraged. Come and celebrate the joy of creating and opening your mind to new solutions and ideas!



**PORTLAND, OREGON • June 24th to July 1st, 2012**

**Mark your future calendar!**

## NOTE 1 NOTE 2

If you would like to have your monthly flyer, produced by Lynda Lawrence, mailed to you, please let her know otherwise she will e-mail it to all members.

If you would like to receive up-to-the-minute information and news relating to Scribiente and its members, send your e-mail address to Bill Kemp he will add you on.

**COMING TO  
ALBUQUERQUE!**

**November 5-6, 2011**

**PETER THORNTON!**

A little plug here, for our wonderful newsletter printer!


**SPEEDZONE**  
Print and Copy  
6000 Lomas NE

Support them with all your copying and printing needs. They really are good...and fast!

Contact: Frank Horner or  
Nanette Ely-Davies 262-2679

## UPCOMING ESCRIBIENTE MEETINGS...

*This is an overall view of the programs at the meetings for the next year. Please note that these programs may change, but they will give you something to look forward to and see how hard Jan Florence, our program director, is working to bring you exciting programs!*

 <p><b>December 4, 2010</b> <b><u>CHRISTMAS PARTY!!!</u></b> Party will be at Diane Inman's house. Get directions and time and what to bring from e-mail flyer. <b><u>RSVP!!</u></b></p>	<p><b>January, 2011</b>  <b><u>NO GENERAL MEETING</u></b></p>	<p><b>February 2nd, 2011</b> <b><u>ROUND ROBIN - TECHNIQUES</u></b> Techniques such as masking, borders, simple marbling, sealing wax, etc. Plus a show of work from those who attended the Barb Close November workshop.</p>
<p><b>March 2nd, 2011</b> <b><u>BEAUTIFUL LETTERS!!</u></b> Decorated Versals/Illumination using colored pencils, watercolors &amp; pencils, diapering, unusual spacing in letters, adding gold.</p>	<p><b>April 6th, 2011</b> <b><u>FLOURISHING YOUR LETTERS</u></b> A continuation of March's meeting with decorated letters. Adding Vining (how to make the vines) and where to place the decorations on the page.</p>	<p><b>May 4th, 2011</b> <b><u>ROUND ROBIN - WRITING WITH.....</u></b> Bleach, walnut ink, acrylic, gouache, using additives (to make it thinner &amp; thicker, etc.). Plus a show of work from those who attended the Judy Melvin workshop.</p>
<p><b>June 1st, 2011</b> <b><u>TOOLS</u></b> How they work, what goodies are in tool boxes, and what is essential to have on hand.</p>	<p><b>July 6th, 2011</b> <b><u>BOARD MEETING</u></b></p>	<p><b>August 3rd, 2011</b> <b><u>TBA</u></b></p>
<p><b>September 7th, 2011</b> <b><u>TBA</u></b></p>	<p><b>October 5th, 2011</b> <b><u>TBA</u></b></p>	<p><i>Remember to watch for your monthly e-mail flyer from the ever creative Lynda Lawrence to bring you up to date on each month's meeting topic.</i></p>

**Deadline for submissions for upcoming issues of Escribiente...**

**SPRING ISSUE:** (mailed in March) deadline **FEBRUARY 1<sup>ST</sup>**

**SUMMER ISSUE:** (mailed in June) deadline **MAY 1<sup>ST</sup>**

**FALL ISSUE:** (mailed in September) deadline **AUGUST 1<sup>ST</sup>**

**WINTER ISSUE:** (mailed in December) deadline **NOVEMBER 1<sup>ST</sup>**

Any information you have is welcome! Classes you've attended, artwork you have done, tidbits of news, awards you've won(!), babies born(!!!), book reviews, a favorite material you are using you can't wait to tell everyone about, upcoming shows, classes you are teaching, etc., etc... This is YOUR connection with the calligraphic world in Albuquerque and beyond...we welcome your input! Mail info to me at Julie Gray, 96 Paa-ko Drive, Sandia Park, NM 87047. I WILL return your stuff!

Be sure to see your Newsletter and other interesting items related to calligraphy on Escribiente's Website: <http://www.escribiente.org>