


Escritura

NEWSLETTER

Albuquerque's Calligraphic Society is open to anyone interested in the fine art of beautiful lettering.



CALLIGRAPHERS JUST WANNA HAVE FUN

calligraphy by Lynda Lawrence

Greetings!

Election of new officers and selection of committee chairs is just around the corner. You can be an important part of the success of *Escribiente* by volunteering for an office, a committee chair, or as a committee member. If we all do a bit, the task is not difficult, and we will continue to enjoy the learning, good fellowship, and personal accomplishment we all enjoy.

ESCRIBIENTE

P.O. Box 30166
Albuquerque, NM 87190
Spring Issue 2015

in this issue

Cover: Ginger Larkin's page from Sharon Zeugin's workshop
3-5 - Sharon Zeugin workshop: The Journal is the Destination
6-8 - Pointed Pen Weekend with Bill Kemp
6 - more news
9 - Wrapping Up The Year (Holiday Party)
10 - Upcoming, Resources, and more

OFFICERS

President Jan Florence
281-5771
Vice President Beth House
717-1032

Secretary Ginger Larkin
385-1347
Treasurer Evelyn Costello
877-9288

COMMITTEE CHAIRS

Fundraising	Rodger Mayeda
Hospitality	Betsy Townsend
Library	Trish Meyer
Mailing	Alma Sanderson
Membership	Sue DeWalt
Mini-Workshops	Margie Disque
Monthly Flyers	Lynda Lawrence
Newsletter	Esther Feske
Programs	Beth House
Publicity	Pam Beason
Refreshments	Donna Fastle
Scrapbook	Julie Maas
Shows	Beth House
Workshops	Jan Florence

Mark Your Calendar Now

STRATHMORE is offering another set of online workshops for 2015. Go to www.strathmoreartist.com/artist-studio/ to find out more and to sign up. The workshops are FREE, self-paced, and will remain open from their starting dates until December 31, 2015.

Workshop 1: Bold, Expressive, and Unconventional Printmaking

Instructor: Traci Bautista
Start date: March 2, 2015

Workshop 2 – Loose and Expressive Acrylic Painting

Instructors: Patti Mollica
Start date: May 4, 2015

Workshop 3 – Exploring Pen & Ink – Part 1: Hand Lettering & Calligraphy

Instructor: Maureen 'Marzi' Wilson

Start date: Sept. 7, 2015

Workshop 3 – Exploring Pen & Ink – Part 2: Drawing

Instructor: Alphonso Dunn
Start date: Sept. 21, 2015

FYI: *Escribiente* is a non-profit organization of persons dedicated to the advancement and promotion of calligraphy. Meetings are held at 6:30 pm on the first Wednesday of each month at Manzano Mesa Multi-Generational Center (SW corner of Elizabeth and Southern SE), except for January and July. December's holiday meeting will be announced. Yearly dues are \$30 with online newsletter and \$40 with printed and mailed newsletter. Dues may be mailed to: *ESCRIBIENTE*, PO Box 30166, Albuquerque, NM 87190. They are not pro-rated and are payable May-July. Benefits of membership include: receiving the newsletter; book, tape or DVD checkout from our lending library; discounts to attend workshops; and discounts at local art, paper, and frame shops. *Escribiente's* Newsletter is published quarterly and supplemented by monthly flyers. Articles from this newsletter are copyright, and may not be reprinted without permission from the editor. Do you want your work featured in the Newsletter? Do you have an article of interest you would like to publish? Do you have an event you would like to publicize? Send information by mail or e-mail to: *Escribiente* Newsletter Editor, PO Box 30166, Albuquerque, NM 87190 or email Esther (check your Directory).

2 EMAIL ADDRESSES ARE REMOVED FROM THE ONLINE NEWSLETTER. Please check your Directory.

Sharon Zeugin: The Journal is the Destination

*Workshop review
by Ginger Larkin*


In February a few of us headed south to Las Cruces to join our friends in the Southwest Calligraphy Guild. This was one of the most fun and inspiring workshops that I have taken. It was held in Paul and Mary's scriptorium which is a tranquil setting that really sparks creativity with views of the rugged Organ Mountains and the desert from

every window. We started by standing around a table making marks on butcher paper using a variety of tools including graphite sticks, pencils, crayons, and water color pencils to loosen up. This was later torn up and we each incorporated a few pieces in our journals.


Sharon had so many suggestions and ideas for us to try to make journaling easier. Many of us admitted to having blank

books that we are afraid to write in. Sharon says to not think of our journals as precious. You can start in the middle of the journal and skip around. In some journals pages can be moved around or removed.

You can use your regular handwriting. It can be stretched, compressed, stacked and you can write upside down. When stacking the writing it can be illegible so that you can have hidden



Pages by Lynda Lawrence



secrets that no one else can read. Words can be included in sketches or images. One idea is to have something consistent through the journal which could be a thread of writing or a spot of color and or a shape that is repeated throughout.


We worked on Arches Textwove and did exercises with contour drawings of sunflowers to get some marks on the paper as a place to start. We then applied colors and writing. We used a Vis-a-vis wet erase marker and when water is applied it smears and turns pretty colors. The Elegant

calligraphy marker also bleeds into pretty colors when it gets wet. We used Inktense water color pencils, Prang water colors along with pencils, and smudged the graphite with a blender tool. We also tried the “trailer trash gold” technique of applying a small square of crayon, breathing on it and placing some gold and burnishing it in place. These pages were later torn down and made into little books. We colored Tyvek with acrylic paint and Sumi ink for the covers.

Sharon suggests taking just a few tools when you are out

sketching such as a few pencils, blender tool, a few water color pencils that can be used for water color, a flat brush, Nija water brush, very small container to hold water, a fountain pen or Micron pen. Do not hold the tools too tight but vary the pressure to get a more interesting effect.

Remember contrast and repetition, go to the edges and off the edge of the paper. Follow your first instinct and keep creating art.



Left and above: pages by Janice Gabel, below by Ginger Larkin



Pointed Pen Weekend

Bill Kemp, Instructor



Left: computer technology allows all students to see what Bill is writing. Right: Eleanor Macnish, her daughter, and Bill.

Workshop review by Jan Florence

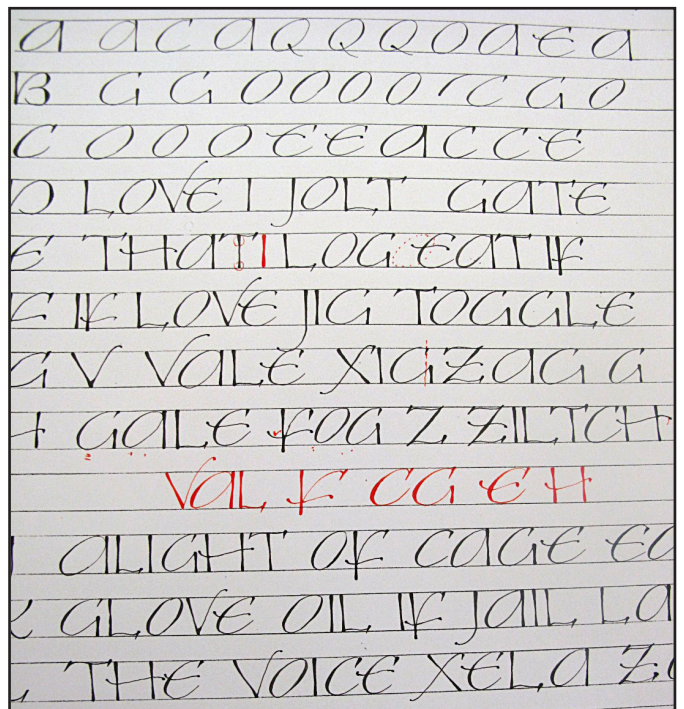

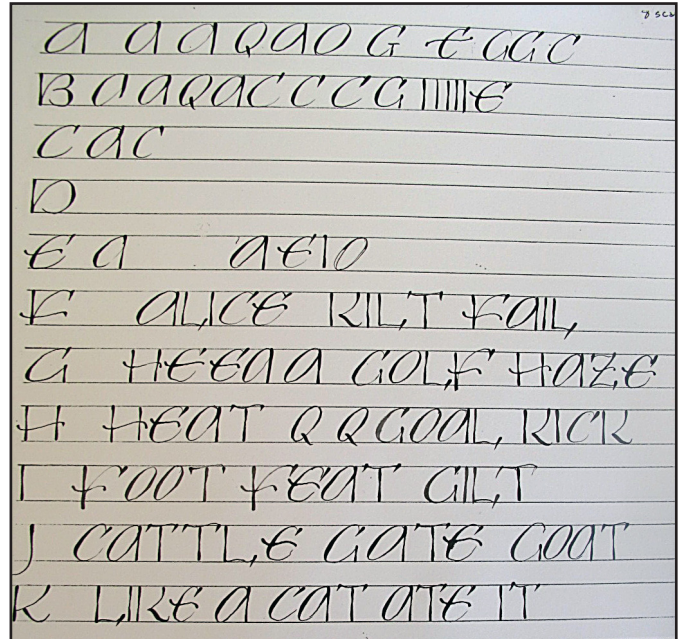


We had a great time in our October workshop. This workshop was two separate classes, both related to the pointed pen. Our own Pointed Pen Guru, Bill Kemp, was the instructor.

Saturday was Introduction to Pointed Pen. This was an excellent introduction for the new students and an excellent reference for everyone. Bill covered the very basic tools and how they work and how to make thick and thin lines. Some of us found out that details making the thick portion of the line was omitted in our beginning pointed pen classes. In his book we quickly moved to making marks using the thick and thin lines. Were given examples of compound curves, both good and bad with detailed explanations of what was right or wrong with each. With his notes we could see what we should strive to put down on paper, and this progressed to beautiful flourishing and how to get there... with practice. In the afternoon we progressed to a letter style called

Weaver Writing. This alphabet was developed by Gwen Weaver from Virginia.

On Sunday, Bill taught Pointed Pen Unical Script developed by Michael Kecseg from Chicago. This hand is based on two letter forms, some thought 'well this won't be that hard'. But that thinking was simply wrong. We worked on the beautiful, elegant and simple looking letters and found out how hard it is to write some letters upright and others very slanted. After a day of Unical practice we did improve.

Everyone worked hard and the new students who were taking this workshop as an introduction to calligraphy were thrilled. Bill's attention to the details he puts in his classes and class book are helpful to all his students. As with all good instructors, Bill has the ability help each student learn and improve regardless of their experience level. A very enjoyable weekend for all.



Above: Camron Kouhestani; below: Janice Gabel flourishes

Pages by Pat Vizzini, Jan Florence, Megan Goodenough



Above: flourished letters sent to Bill Kemp



Hello Escribiente Members,

I received a letter today from the Director of Special Events at Presbyterian Hospital Foundaton. This is the person in charge Memorial Tree ornaments we letter upon every year. I am happy to report that our wonderful volunteers, in November and December, personalized 700 ornaments which contributed to the \$27,000 raised for the Hospice Unit! Congratulations to all who helped during this event! It's a great way for Escribiente to give back to the community!

Thank you again, Bill (Kemp, our liason with the foundation)

Our Traveling Calligrapher

Pat was down in Florida this December and she lettered book-marks at the Biscayne National Park for all the people there. The caption on the picture they published was "An added bonus was calligrapher Pat Vizzini who came all the way from Albuquerque, New Mexico, to volunteer to make custom book-marks for all participants of the Family Fun Fest." What do **you** do on your vacation?

*reported by Julie Gray
(GAB) Photo by Thomas Pro Photo*

Wrapping Up The Year

The 2014 Escribiente holiday party was once again hosted by Diane Inman. Attendees gobbled up the fabulous spread of potluck food which they brought in addition to Mexican food from Hot Tamales, paid for by Escribiente. Diane decorated wine glasses for everyone and we took them home along with our gift exchange items. (Diane showed us how to paint on glass at the Feb. 4 meeting.) Trish Meyer was the lucky raffle winner of the exquisite handcrafted penholders/box made by Rodger Mayeda. We tried to hum Christmas songs as we wrapped up (pun intended) another year. (Photos: Evelyn Costello, Julie Gray)



MEETING REMINDERS

Meetings are at 6:30 pm the first Wednesday of the month (except January and July) at the Manzano Mesa Multi-Generational Center, 501 Elizabeth SW in Albuquerque.


A current schedule is on our website: Escribiente.org.

*

It's not too early to start your entries for the NM State Fair. The Fair is held at Expo New Mexico, Wednesday, September 9 to Sunday, September 20, 2015.

*

SAVE THE DATE: April 25 & 26 CARRIE IMAI will be here for a weekend workshop to help us refine our Italic hand. She has a freelance calligraphy and design business, and has worked as a Calligrapher for the County of Los Angeles. She has exhibited in the Brand Library, The Los Angeles Folk Art Museum and nationwide. Her teaching career began at Brandes Art Institute in 1983 and she has taught ongoing classes and workshops for the Los Angeles Society for Calligraphy, Hughes Aircraft, Rand Corporation, Viva Gallery, and nationally at Calligraphy conferences and for guilds across the country. If you would like to know more, go to carriedesigns.com. Call Jan Florence to take this workshop!



DVD instructional videos by Reggie Ezell are now in our Library! Check them out!!

CONTRIBUTE TO

ESCRIBIENTE'S NEWSLETTER

Here are just a few ideas: classes you've attended, artwork you have done, tidbits of news, awards you've won, book reviews, a favorite material that you can't wait to share, conferences, conventions, contests, upcoming shows in the community, classes you are teaching, tips and material experiments, art problems that you've encountered (solved! or in need of help?). We also love to have new members to join us in this delightful adventure. Please BRING a friend to share our love of calligraphy and to be our friend, too.

Escribiente is YOUR connection with the calligraphic world in New Mexico and beyond.

We always welcome your input.

MEMBER RESOURCES

1. Website: escribiente.org
2. Monthly Email Flyer: Lynda Lawrence
3. Quarterly Newsletter: Esther Feske
4. K-E-M-P Hotline: Bill Kemp
5. Facebook--www.facebook.com/EscribienteNM
6. Library: Trish Meyer

**THANK YOU to our Printer:
SPEEDZONE Print and Copy
at 6000 Lomas NE**

**Support them and their superb helpfulness!
Contact Frank Horner or Nanette Ely-Davies at
505-262-2679.**

You won't be disappointed.

THANK YOU to all of you who contributed to this newsletter: Evelyn Costello, Jan Florence, Julie Gray, Ginger Larkin, Lynda Lawrence.