

ESCRIBIENTE

N E W S L E T T E R

ESCRIBIENTE is Albuquerque's Calligraphic Society open to anyone interested in the fine art of beautiful lettering.

The International Association
— OF —


Master Penmen • Kingrossers • Teachers of Handwriting

Public Open House



July 9, 2013

6:30 p.m. - 9:00 p.m.



*Hotel Albuquerque
(800 Rio Grande Blvd.)*



Spencerian Script

*Come see handwriting and pen
demonstrations by Master Penmen from
across the country and around the world.*

Admission is free.

A
WORD
FROM
THE

President



ESCRIBIENTE

P.O. Box 30166
Albuquerque, NM 87190
SUMMER ISSUE 2013

REFERENCE ROOM

- 3 - Meet Bill Kemp
What Is IAMPETH?
- What Is a Master Penman?
- 4 - Steel Pen Manufacture
- 5 - Engrosser's Script Exemplar
- 6 - Calligraphic Field Trips
- 8 - The Traveling Calligrapher
- 9 - Paste Paper Play Day
- 10 - Why Bother?
- In Memory of Mariana Bornholdt
- 11 - A "Graceful" Member
- 12-13 Escribiente Minutes
- 14 - Noteable Quotables
- 15 - The Flag Book
- 16 - Coming! Resources! More!

My first order of business is to thank the out-going Executive Board for their dedication and service to Escribiente this past year.

The second order of business is to ask every Escribiente member to pick up their pens, play, and splash with puddles of ink. If you are a perfectionist, you might try to be a little wilder, and the free flowing may wish to get more precise. Get crazy! Do something different. Work on the edge. In doing this the results could be fantastic and rewarding. Join us by:

- + Creating amazing works of art
- + Having art ready for the shows
- + Participating in workshops
- + Attending the meetings
- + Enjoying the programs
- + Checking out our library books
- + Receiving the newsletter
- + Using our website: escribiente.org
- + Seeing old friends and
- + Meeting new ones.

Thank you for your support and trust in electing me the President of Escribiente for the 2013-2014 year. I am very excited and know that we will have a memorable year of learning and appreciating calligraphy. Mark the first Wednesday of the month. Invite your friends to attend with you. Enjoy the positives of Escribiente membership. Keeping my nibs sharp,
Jan

COVER ART: BILL KEMP
An IAMPETH Invitation to You!

OFFICERS

| | |
|----------------|--|
| President | Jan Florence |
| 281-5771 | jsfcallig@yahoo.com |
| Vice President | Beth House |
| 717-1032 | house.richard807@gmail.com |
| Secretary | Ginger Larkin |
| 385-1347 | ging1330@aol.com |
| Treasurer | Evelyn Costello |
| 877-9288 | evelyn.costello@msn.com |

COMMITTEE CHAIRS

| | |
|------------------|----------------|
| Fundraising | Rodger Mayeda |
| Hospitality | Betsy Townsend |
| Library | Donna Fastle |
| Mailing | Alma Sanderson |
| Membership | Sue DeWalt |
| Mini-Workshops | Margie Disque |
| Monthly Flyers | Lynda Lawrence |
| Newsletter: Tech | Esther Feske |
| Newsletter: Text | Alma Sanderson |
| Programs | Beth House |
| Publicity | Pam Beason |
| Refreshments | Donna Fastle |
| Scrapbook | Julie Maas |
| Shows | Beth House |

FYI:

Escribiente is a non-profit organization of persons dedicated to the advancement and promotion of calligraphy. Meetings are held at 6:30 pm on the first Wednesday of each month, except for January and July. December's holiday meeting will be announced. We meet at Manzano Mesa Multi-Generational Center (southwest corner of Elizabeth and Southern). Yearly dues are \$25 for in-state members and \$20 for out-of state members. They are not pro-rated and are payable May-July. Benefits of membership include: receiving the newsletter, book, tape or DVD checkout from our lending library, discounts to attend workshops, and discounts at local art, paper and frame shops. Dues may be mailed to : **ESCRIBIENTE, PO Box 30166, Albuquerque, NM 87190** or given to the Treasurer at the meeting.

Escribiente's Newsletter is published quarterly, supplemented by monthly flyers. Articles from this newsletter are under copyright, and may not be reprinted without permission from the editor. Do you want your work featured in the Newsletter? Do you have an article of interest you would like to publish? Do you have an event you would like to publicize? Send information by e-mail to alma@almasanderson.com or to the Escribiente Newsletter Editor (Text) at the PO Box listed above.

MEET BILL KEMP, 2012-2013 PRESIDENT of IAMPETH



Bill was born on April 4 in Canton, Ohio. He is the third child of Paul and Helen Kemp. He has two sisters and one brother. He grew up in Canton and graduated from Canton McKinley High School in 1969. He continued his education at Stark State Tech in Canton and graduated in 1971 with a degree in Electrical Engineering.

In 1971 he married his high school sweetheart, Linda Kovacs. They have one daughter, Jennifer.

Bill moved to Albuquerque in 1973. His career was in the Federal Civil Service. He retired in 2005 after 35 years working in various capacities.

His primary job was an electrical technician, but also included Radiation Safety Officer, Lab Manager, and property manager of three buildings.

After three months of retirement he was asked to come back and to work as a contractor for the Air Force. He then became a consultant or Radiation Test Engineer. This work involved experiments in various radiation environments. It was his job to oversee the tests that are conducted at facilities at the Air Force Research Laboratory. He continues his career today with a modified schedule.

Calligraphy came into his life in 1973 when he took his first class at UNM's Continuing Education Department with Terry Kocan. Dick Jackson, Fred Yost, and Kathy Chilton influenced his growth in calligraphy as have Michael Sull in Spencerian and Bill Lilly in Engrosser's Script.

Now, Bill completes commissions within his own calligraphy business. He teaches several times each year at a Berkeley, California store, at various places in the US, and also presents private lessons locally. He served as Escribiente President in 1982-1983. Currently, he acts as the Manager of Communications for Escribiente's membership. He is the chief resource person for all things--minor to major! We commend him for his many skills in calligraphy, his devotion to detail, and his professionalism.

What Is IAMPETH?

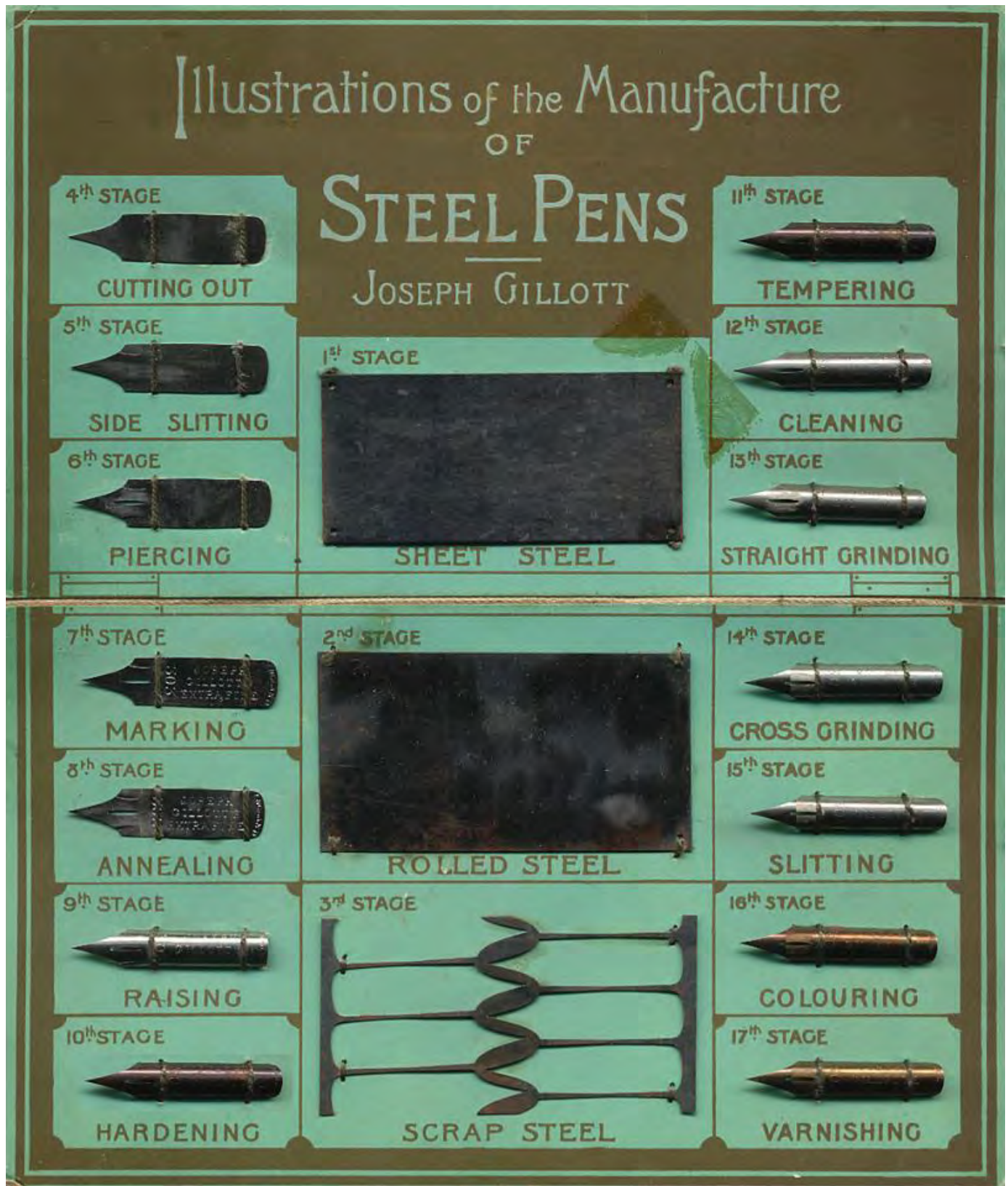
IAMPETH was founded in 1949 on an island in Lake Nipissing, Ontario. It is a non-profit organization with over 700 members throughout the world. It is the largest penmanship group in the USA. IAMPETH has stated goals which include the support, instruction, and use of calligraphy. It encourages the restoration of penmanship in the public schools and its use by the young. It created a mechanism for honoring today's Master Penmen. It believes in the preservation of the tradition of American Penmanship.

IAMPETH publishes a quarterly newsletter, "Penman's Journal", conducts an annual convention attended by people from around the world, and welcomes those who embrace its goals. Learn more at IAMPETH.org

What Is a Master Penman?

A MASTER PENMAN is an individual who has "achieved a distinguished level of excellence in penmanship and the calligraphic arts". To be considered, an applicant must exhibit this proficiency in at least two of the following disciplines: Business penmanship, Engrossing and Illumination, Engrosser's script, Offhand Flourishing, Ornamental and Spencerian script, and Text lettering. Currently, fifteen men and women are recognized as members in the Master Penman Society. The first group was selected by Bill Lilly, senior Master Penman. New inductees are chosen by the fifteen current members of the Master Penman Society. A new Master Penman is required to produce his own certificate as proof of the required ability needed. Society members are expected to teach, to disseminate information, to identify potential inductees, and to mentor those who desire to increase their ability. This Society began in 2001. On the website you may view vintage copies of the Penman's Art Journal dating to back March 1877.

STEEL PEN MANUFACTURE



KEMP'S ENGROSSER'S SCRIPT EXEMPLAR



THANK YOU

to all of you who contributed to the Summer Issue 2013 Newsletter: Kathy Chilton, Evelyn Costello, Jan Florence, Janice Gabel, Julie Gray, Beth House, Bill Kemp, Julie Maas, and Caryl McHarney!



Calligraphic

FOR PETROGLYPHS

Albuquerque's **Petroglyph National Monument** protects one of the largest petroglyph sites in North America, featuring designs and symbols carved onto volcanic rocks by Native Americans and Spanish settlers 400 to 700 years ago. These images are a valuable record of cultural expression and hold profound spiritual significance for contemporary Native Americans and for descendants of the early Spanish settlers. There are more than 30,000 images in the Monument, and several hiking trails allow visitors to view them. Some trails are paved and others are rough. All are miles from the convention hotel and would require a car to get there. Scribes 62 or older can get a senior parks pass for only \$10

that gives free admission to all national parks and monuments. There is a small parking fee for parts of the monument; access to the Rinconada Canyon trail is free and can be visited dawn to dusk if you park outside the gates. The Visitor Center and the other areas of the monument are open 8 am to 5 pm every day. The area can be hot, so take water, sturdy shoes, and sunscreen.

Much farther afield are other petroglyph sites. The next largest is **Three Rivers Petroglyph Site**, thirty miles north of Alamogordo in south central New Mexico.

El Morro National Monument, in western New Mexico, is a fascinating mixture of both human and natural history. Rising 200 feet above the valley floor, this massive sandstone bluff was a welcome landmark for weary travelers. A reliable waterhole hidden at its base made El Morro (or Inscription Rock) a popular campsite. Beginning in the late 1500s, Spanish, and later, Americans passed by El Morro. While they rested in its shade and drank from the pool, many carved their signatures, dates, and messages. Before the Spanish, petroglyphs were inscribed by Ancestral Puebloans living on top of the bluff over 700 years ago. E. Pen Long was a member of the Beale Expedition to the area in 1859. He had access to the carving tools that would usually be used for gravestones. Long's carving of his name in sandstone has long delighted visitors.



FOR SPANISH ROUND GOTHIC

First Presbyterian Church on Locust - Plaque on an entrance wall; St. Johns Episcopal Church on Silver; Zimmerman Library, University of New Mexico campus; Alumni Chapel, UNM campus; University of New Mexico Law School, UNM north campus.

FOR SPANISH SCRIPT

Maxwell Museum, University of New Mexico, occasional exhibits; Zimmerman Library, University of New Mexico, archives and special collections.

Field Trips *by Kathy Chilton*

FOR PAPER

Gatherings – 9821 Montgomery NE – invitations and calligraphy supplies, calligrapher owner.

China Phoenix – 4210 4th Street NW – stamping and embossing supplies and other art supplies, artist owner, open 10 to 4 Tuesday through Saturday.

Papers – 108 Amherst SE – a candy shop of papers and paper related items, calligrapher at the counter.

Takach Paper – 1511 Canyon Hills Drive NE – wholesale and retail art paper.

Clampitt Paper – 2812 Candelaria NW – mostly bulk, commercial paper, some interesting variations.

Artesans – 3017 Monte Vista NE – quite complete general art supply store.

Pennysmiths – 4026 Rio Grande NW – invitations, paper and related novelties, adjacent to a good book store and Flying Star cafe, where dogs and horses are welcome on the patio. This is a couple miles up the same road as the convention hotel.

Scraps Galore – 7600 Jefferson Street NE – 858-1080, 10 to 6 M-S, scrapbooking supplies in abundance.

FOR ARTISTS' BOOKS

Albuquerque Main Library, large art pages illustrating Cervante's *Don Quixote*, with calligraphy by Diana Stetson, are in the lower hall.

Zimmerman Library, University of New Mexico, special collections.

The University of New Mexico Art Museum, within Popejoy Hall, has a wide-ranging and quite beautiful exhibit of books during the convention.


Center for the Book, Special Collections Library on Edith & Central. This is a jewel in Albuquerque. A mural by Diana Stetson depicts the history of writing. The center has a large collection of pop-up books, miniature books, Don Quixote books, incunabula, and some old presses (*right*).

Members of Escribiente, Libros, and B.A.G. may be at the conference – ask them to share their work.



MISCELLANEOUS

Murals are all over town! *History of Writing*, a 4-story sculptural mural in a stairwell of Zimmerman Library, was created by John Tatschl in 1967. It celebrates writing from the first scratches to modern scripts.



Sculptures outside Erna Ferguson Library are stacks of letters, at the entrance and in the median of San Mateo Blvd. NE.



THE TRAVELING CALLIGRAPHER

JUNE 5, 2013 Escribiente Meeting Program



TEN TIPS of GENERAL INTEREST

1. Survey your life style and interests.
2. Determine if you even need a travel kit.
3. Develop a labeled kit for each activity which has this need.
4. Store each organized kit in a location near the door . . .
READY TO GO at a moment's notice.
5. Decide the barest essentials you will need for each kit.
Pile together.
6. Study the size and options you will require for the Master
Container to house your truly BAREST essentials.
7. Think "light weight and tightly packed" when choosing
the interior nesting containers within the Master Container.
Remember utility, waterproofing, and breakage considerations.
8. Be open to unusual sources: estate sales, junk yard jewels,
yard sales, friend throw-aways, antique tools that could serve
dual/multiple uses.
9. Establish your kit. Order the contents after each use and
before you store it.
10. Needs change! Kits will evolve through use!

A picture is worth a thousand words! Explore the pictures shown on this page with a magnifying glass. Our membership is known for its sharing attributes!

EXTRA THOUGHTS

- A.** Cut a thin, magnetic sheet to fit an Altoid box. Nibs travel in style.
- B.** An emory board could file something besides your nails.
- C.** Your glue stick dried in route? Submerge it in water for awhile.
- D.** Pill boxes have multiple spaces to enclose small amounts.
- E.** Paper strips are available with dry water colors impregnated in them.

Julie Maas: Notes and Photos

Pictured from left top to bottom right side: Jan Florence and membership; Close-up of Jan's display; Esther Feske and some of her kits; Bill Kemp shows some of his traveling aids.

TIPS

Have a spray water bottle handy when there's low humidity. Keep your work moist.

Use acrylics on Tyvek. Include calligraphy on them. Later, fold into large origami shapes to enhance home garden areas.

Waste not; want not. Reuse "failures". Apply water. Start again!

Iron finished work. Store.

**THE ESCRIBIENTE LINE-UP
of
PASTE PAPER PROMOTERS**



L-R: Caryl McHarney, Jan Florence, Evelyn Costello, Esther Feske, and Ginger Larkin make their line-up in front of drying Tyvek paper. Other attendees were Ruth Krug, Heidi Markham, Alma Sanderson, and Pat Vizzini.

**PASTE
PAPER
PLAY
DAY!**

**Caryl McHarney's
Home
June 8, 2013**

ARMED WITH SUNGLASSES, sunscreen, and nine sunny smiles, the paste-paper line-up met at the home of our Escribiente Play Day hostess, Caryl McHarney, and set up in her backyard--not to hang freshly washed clothes--but to fill her clotheslines with our ready-to-dry paste paper creations. A potluck luncheon was the high noon treat. By then we were drenched in sunrays and steeped in paste paper practice. We developed individual styles in the basics:

1. Slide the paper through a fresh tub of cool, clean water.
2. Choose one of three available pastes: Cornstarch, Rice Flour, and White Flour. Place the paste in a small bowl first and then mix the desired color into the paste bowl before placing it on the wet paper. (Color sources varied from acrylics to tempera, various powders (including gold), pastels, etc. All seemed to produce good results.) #3 and #4 below provided opportunities to experiment and to find what worked best for the individual. Sharing paints and tools added to everyone's knowledge base.
4. Any tool, roller, kitchen device or even a stick which would leave its mark were fair game.
5. Designs were completed and hung out to dry in the **NEW MEXICO BREEZE.**

**PASTE PAPER RECIPES
CORNSTARCH**

Combine 1 C corn starch with 1 C water
7 C water-- bring to a boil

Remove from stove; whisk in corn starch/water mixture
Return to heat if mixture isn't smooth. Continue to whisk. Store in refrigerator.
Next day skim skin off and run through the food processor.

RICE FLOUR

Combine: 4 T rice flour + 3 T wheat flour
Measure 3 C water. Use some of the water to mix flours
Boil remaining water. Whisk flour mix into it for 10 minutes.

Cool. Strain. Add 1 teaspoon liquid soap to preserve.

WHITE FLOUR

6 C water--bring to a boil

Meanwhile mix 1 C flour + 1 C water

When water comes to a boil, add slurry of flour and water

Turn heat down; stir with whisk for 10 minutes

Optional Preservative: Add a few drops of oil of clove. Store in refrigerator.



Ruth Krug displays a cornstarch example created by a roller's embossed flower design.

WHY BOTHER?

Science once thought the thing that distinguished humans from the rest of the animal kingdom was tools. Humans made tools. Animals did not. But, in my lifetime, by the simple act of sitting and observing animals, it has been discovered that not only our close relatives the apes make tools, but also even some birds do, too. Animals communicate with complicated sounds just as humans do. That leaves only one thing, really, that separates humans from the rest of the living things with whom we share a planet and that is the written word. Animals can leave their mark in many ways but none that can be read a century later by their descendants. Writing is unique to humans.

Civilization is a record of inventions that have made writing quicker, easier to do, to reproduce, and to distribute. Today the written word flies with the speed of light around the world. There is now no earthly need for scribes, calligraphers, nor even typesetters or printing presses. Is it time to wipe our pens carefully and put them away along with the bottles of ink and blotters? And if this idea makes you sad, is it time to try and figure out why? Why bother to create calligraphy? Who writes anymore anyway? If you are reading this in a publication of *Escribiente*, you do. But why?

I believe it has to do with an inner urge that we possess that is older even than writing itself. It is the same urge that covered the caves of Altamira with moving, breathtaking images of animals thirty thousand years ago. It is the urge that put careful, painstaking designs on clay pots worldwide. There is no utilitarian reason to festoon a cooking vessel with the forms of birds or fish or clouds. But everywhere we have done it. We weave colorful designs into the cloth that covers us. They do not add warmth, but we have done it worldwide. This urge is in our genes – we want, we need to create beauty. It completes something within us, it satisfies our senses. We are born that way.

We find beauty in the way a thing is formed. There is beauty in the flow of color, in the movement of a line, the way something sounds, the aroma. There can be beauty in how something feels, the texture of a surface, the weight it in our hands. The ability to transmit images and sound has increased to the speed of light. It has become possible to create images and sounds with the slightest touch on a flat surface. This fills a need but satisfies only two of our senses. Please understand I am in awe and delighted at what can happen on a flat screen, and I adore my digital camera. But for true satisfaction one must get hands on. Creating something real, choosing, touching, manipulating, judging, adjusting, refining--all these things are what round the experience to wholeness. It is the act of creating, not the end result that has meaning. If it is appreciated by someone else, that's just gravy. And there is no finer thrill than coming unexpectedly, after fifty years, upon a yellowing sheet of manila paper on which the carefully formed words still stand out strong, written with Crayolas, "Happy Birthday Mother".

Caryl McHarney

Mariana Bornholdt Passes in March



MARIANA BORNHOLDT was born March 18, 1924 and passed peacefully on March 23, 2013. She lived in Santa Fe, NM at the time of her death. Prior to moving to Santa Fe, she was a member and officer of Salem, Oregon's Capital Calligrapher.

Mariana graduated from the University of California Berkley in 1945. She received her Masters Degree long after her first graduation, but she was a teacher and student all of her life. She was a Teacher's Aid in the Santa Fe Public Schools until just before her death.

Mariana worked for the Peace Corps in Ghana and taught there, too. She also taught for a year in China. She was an advocate in the Oregon legislature for seniors. Her interests in addition to calligraphy included painting, swimming, tai chi, genealogy, bird and whale watching.

She is remembered by a fellow Oregon guild member as soft spoken, wise, witty, organized, and a very caring person.

Her son, Jack Pestaner, notified *Escribiente*. He wrote in the obituary, "She will be remembered by many as a selfless volunteer who brought structure and energy to many causes."

Escribiente is proud that Mariana included this organization in her membership interests. Her life is an example of long and productive achievements in many areas. It is always inspiring to observe a "life well-lived" in one's midst.

A “GRACEFUL” MEMBER



**Member Julie Gray
was accepted into the 2013 Graceful Envelope Contest!**

This year’s theme was “A World of Change.” The contest was created in 1995 by the Smithsonian Institution’s National Postal Museum. Beginning in 2003, the National Association of Letter Carriers agreed to partner with the Washington Calligraphers Guild and exhibit the winners.

In addition to promoting the art of calligraphy, The Graceful Envelope Contest celebrates the role of letters in binding people together and serves as a reminder that the people who deliver the mail are career government employees who take pride in their work and care about the communities they serve.

Out of 100’s of entries from around the world this year, there were 10 winners in the adult category. The winning entries are up on the website www.calligraphersguild.org and winning envelopes will be exhibited at National Association of Letter Carriers headquarters in Washington DC.

ESCRIBIENTE 2013 MINUTES: MAY - JULY

MAY 1, 2013:

The meeting was called to order by **President Theresa Varela at 6:35pm. Program: Calligraphy Basics** Donna Fastle brought calligraphy “getting started” books from the library. Beth House discussed Carolingian and provided a packet of exemplars and history of the hand. Theresa brought handouts of Italic, Blackletter and Copperplate. Time was then given for independent practice. **Business Meeting:** Treasurer Nancy Brandt reminded everyone that **dues are due**. Dues can be mailed to the Escribiente P.O. Box or given (or mailed) directly to Nancy. Make checks out to Escribiente. **Shows: Beth passed out bookmarks with the information about the show at St. Marks**, urging everyone to submit pieces. **State Fair will also be here soon**. Margie Disque announced that she would be hosting a **Play Day** on Sunday, **May 5 from 1-4pm. Refreshments:** Donna thanked Evelyn Costello and Nancy Bandt for bringing **snacks**. Library: **The library list is on the website**, as well as Donna’s phone number. Call Donna to arrange a time to look through the books. **Hospitality: Betsy introduced two guests, Alicia Sanchez Erickson and Constance Gehring, and new member, Rodger Mayeda. Flyer:** Thanks were given to Lynda for a great flyer. **Nominating Committee: Alma** gave a report on the activities of the nominating committee (**Chairman Alma Sanderson, Betsy Townsend and Jan Florence**). This committee volunteered to serve on April 3, 2013 at the regular April meeting. At that time, an Interest Survey was requested and administered by the chairman to the Society members present. Results were recorded. Those who volunteered for the Executive Committee positions were placed. Calls were made to members who were not present, past members, and randomly to others who possessed the needed qualifications.

The slate of officers for the Executive Board

President: Jan Florence
Vice President: Beth House
Secretary: Ginger Larkin
Treasurer: Evelyn Costello

The four officers agreed to serve and were approved April 12, 2013 by the Nominating Committee. This slate is published in the 2013 Spring Issue of Escribiente’s Newsletter, was presented to the attendees of the May meeting, and will be **voted on in June 2013 at the last meeting of the fiscal year**, along with **any nominees from the floor**. The officers will **assume their duties on July 1, 2013**. This finalizes the task accepted by the 2013 Nominating Committee. Newsletter: Alma also announced that she and Esther Feske are the **Newsletter “Co-Eds”**. **Alma is in charge of all copy (text) and Esther will handle all photos (tech)**. Alma gave a report on the cost of producing the newsletter, with examples of newsletters from other guilds who charge more for membership. **Alma asked the guild to consider whether Escribiente is charging enough for dues if we want to support a paper (versus online) newsletter. The surprise of the evening came when she passed out the finished Spring 2013 Newsletter to every member in attendance. New Business:** 1. **Kathy Chilton brought more paper** from her ill friend who is getting rid of her supplies. Donations for the paper will go back to her friend.

2. Theresa brought a beautiful piece of **pointed pen flourishing** done by IAMPETH instructor Kathy Milici. There are still a handful of spots still available for those still interested in going to the conference. Bill will need volunteer help in June to assemble the booklets. 3. Alma reported on her conversation with Escribiente’s first President Jeanette Anderson. She also shared that 2nd President Ruth Fetter had recently passed. Alma also urged anyone who had seen the **sign on the north side of Central**, between 2nd and 3rd, and considered it **offensive, to report it to Doug Lutz at 768-3000**. Alma did report it and Mr. Lutz said he would investigate the matter. A motion was made by Ron Peterson to adjourn the meeting, and it was seconded. The meeting adjourned at 8:10pm.

JUNE 5, 2013:

The meeting was called to order at **6:37 pm by President Theresa Varela. Program: Members shared their tips for travel supply kits. Business Meeting: Hospitality – Betsy introduced two guests: Ruth Krug and Karen Cox. Materials – Pat shared travel tips from Jacqueline Sullivan and Janet Takahashi. Shows – Theresa reminded all about the St. Mark’s Show starting June 29**. Pieces can be for sale or not. All we need to do is drop them off. They will hang them. **CONTINUED on PAGE 13**

The reception is set for July 21. We still need a volunteer to take charge of it as Beth will be out of town.

Newsletter – Alma would like teachers to send their class schedules to her for the newsletter. All text for the newsletter goes to Alma; photos go to Esther, although Alma would like to see them as well so she knows how much room to allow. **Treasurer's Report** - Nancy Brandt presented the **Escribiente financial report through June 5, 2013**. Income year-to-date consisted primarily of \$1,450 in dues. Approximately \$405 of that relates to FY2013 dues, while \$1,045 relates to FY2014 dues. So far, 44 members, including Lifetime members, have renewed, while 27 members from last year have not yet renewed. There were 67 paid and lifetime members from last year. Total membership dues for FY2013 were \$1,615, compared to \$1,045 for this year, though this number does not include anyone who paid tonight, or anyone who pays later. Other revenue consists of \$2,105 in workshops (compared to \$5,245 last year) and \$641 in fundraising/donations (including raffle, book sale and other donations). **Net revenue for this year is \$4,198.24 compared to \$7,059.27 last year.**

Expenses through June 5, 2013 were \$4,212.80, including \$2,003 in workshops and \$231 in postage (to mail birthday cards, directories, newsletters, and payments). Printing expenses were \$841, which included labels for the book-marks, the directories, and the newsletter. Rent was \$218, which is our post office box. Refreshments were \$137, which was primarily the holiday party. Website maintenance was \$348 and supplies were \$266 (including envelopes to mail the newsletter and a spare bulb for the document reader). Miscellaneous expenses included gift cards for the fair judges, the outgoing president's gift, and a piece of glass at the fair. Overall, Escribiente experienced a loss of \$14.56 year-to-date, but sufficient checks will be deposited before June 30 to make that slightly positive. Last year's net income was \$1,067, primarily due to profits on the workshops and mini-workshops. The April bank statement was reconciled at \$5,541.89, and the **current unreconciled checking account balance is \$5,566.89**. Escribiente continues to be in a good financial position with adequate, though informal, accounting controls. **Refreshments** – Donna thanked Pam Beason, Pat Vizzini, and Betsy Townsend for bringing **snacks** and beverages. **State Fair** – Beth will be sending out a notice with **Fair information in July**. **Workshops** – **Peter Thornton is coming in October** and **Louise Grunwald in April, 2014**. Amy Jones agreed to do a workshop as well, topic to be announced.

IAMPETH – Bill brought fliers to take and distribute regarding the **Open House on July 9, from 6:30-9:00pm at Hotel Albuquerque**. **The event is free and features demonstrations by many esteemed penmen and women**. Volunteers are needed on Saturdays, June 22 and 29 to prepare the binders and stuff goodie bags. Bill will send out an e-mail with all the information. **New Business:**

- **Glo Cantwell** announced that she has a **slant table** to give away. See her if interested.
- Alma got an e-mail informing her of the **death of member Marianna Bornholdt on March 23, 2013**.
- **Kathy Chilton** has **photographs on display in a gallery at 419 Granite, west of 4th St**. Though normally only open by appointment, it will be **open on Sunday, June 9, 11:30-2pm**.
- **Diane Inman** has a **piece in a show at Community Gallery, 201 W. Marcy, Santa Fe**. She is one of 37 New Mexico artists rendering native New Mexico plants. The reception is on Friday, June 21, 5-7pm, and **will remain through August 23**.
- **Esther Feske** announced that **Libros** has a free bookmaking demonstration on Saturday, June 22, 1:00-3:00 pm at the Main Library, 2nd Floor.
- **Julie Maas** announced that the **Pastel Society Convention is this weekend, June 7-9**. There is a **Trade Show sponsored by Artisans all day Friday through Sunday** at Hotel Albuquerque. More information is available online by googling IAPS. Elections: **Alma presented the slate of officers for 2013-2014** from the nominating committee:

President- Jan Florence
Vice President- Beth House
Secretary- Ginger Larkin
Treasurer- Evelyn Costello

Glo Cantwell moved, and it was seconded, that the slate be accepted. **The motion passed.**

Esther Feske conducted her last **Raffle**, before handing the reins over to new member **Rodger Mayeda**. **The meeting was adjourned at 8:10pm.**

Janice Gabel, Secretary

Escribiente THANKS go to Janice Gabel for her fine work as Secretary!

NOTABLE QUOTABLES

MUSE OR USE OR LOSE!

JULY BRINGS the HEAT of SUMMER and the BANG of FREEDOM!

When FREEDOM from her mountain height Unfurled her standard to the air,
 She tore the azure robe of night, And set the stars of glory there.
 She mingled it with gorgeous dyes, The milky baldric of the skies,
 And striped its pure celestial white, With streakings of the morning light.
"The American Flag" *Joseph Rodman Drake*

The SUN RISETH in the sky, And the days shall be called Summer!
 Beads of sweat appear on the brow, And the men declare, "It's Summer". Bikini'd girls
 bounce in blue pools, And the men shout out, "IT'S SUMMER"! *Anonymous*

LOOK TO THE SKY! Observe the clouds. Watch the crops dry. Colors come out.
 We pray for rain.
 There is no doubt. It may be a LONG, HOT SUMMER! *Anonymous*

THE MUSIC OF THE SUMMER DAYS has the beat of birds a-chirping. Crickets chime in.
 There's the crack of a branch, or maybe it was only thunder a-lurking. *Anonymous*

In JULY robin will make herself shy And cover her reddish breast
 With her celestial hued crest Then flap her wings to fly close against the sky *Niji Chrys*

Parched, pink people WOOF in the water. A midnight HOWL and the BARK of trees Set us on
 the run. Ahhh! THE DOG DAYS OF SUMMER! *Anonymous*

AUGUST, with clouds of scented blossoms, AUGUST, with its great stacks of giant clouds,
 AUGUST, with corn plants standing like rows of soldiers, AUGUST, with watermelons full and
 heavy, dozing in the sun, AUGUST. *Mary Naylor*

Each day Ms AUGUST drinks in the brew from the red hot sun. *Anonymous*

SUMMER IN AUGUST still in standby. Soon balmy weather is coming by. The hot
 temper will bicker with cool air. With soothing breeze, here comes SEPTEMBER. *Ency Bearis*

SEPTEMBER is like no other. Its days change color and weather. No other month can say quite
 the same, For every day, I can feel the change. *Anonymous*

Little drops of water, little grains of sand, Make the mighty ocean, and the pleasant land.
 So the little moments, humble though they be, make THE MIGHTY AGES OF ETERNITY.
"Little Things" *Julia Carney*

HOT JULY sets the pace. AUGUST wins the heat race. SEPTEMBER becomes Fall's face.

*"'Tis the last rose of summer, Left blooming alone; All her lovely companions
 Are faded and gone."*

Thomas Moore, The Last Rose of Summer, 1830

All Hail to the Red, White, and Blue.

HAPPY BIRTHDAY, AMERICA!

Here's a FLAG BOOK just for you..



Flag Book Directions

Finished size = 3" x 3"

MATERIALS:

1. 3" x 18" white card stock
2. 2 pieces of marbled paper (3" x 3") for covers
3. 24 pieces of marbled paper (3/4" x 2") for candles
4. 12 gold foil paper flames for candles
5. 20" each of narrow red and white ribbon for closure
6. Adhesive, bone folder, scissors

BASIC PROCEDURE:

1. Score white stock vertically at these points for valley folds:
3", 4 1/2", 6", 7 1/2", 9", and 12".
2. Score white stock vertically at these points for mountain folds:
3 3/4", 5 1/4", 6 3/4", 8 1/4", and 15".
3. Use a bone folder to complete both valley and mountain folds delineated in #1 and #2.
4. Place valley fold at 12" mark back to left to cover the adjacent 3" panel.
5. Place mountain at 15" mark back to left to cover the adjacent 3" panel.
6. The placements in #4 and #5 create a booklet option for text.

7. Prepare candles for attachment to book:
 - a. Lay candles out in pairs.
 - b. Cut a dip in each for flame insertion.
 - c. Sandwich and glue a flame between the front and back of each candle.

If the candle is to contain calligraphed text, The candles should be ordered positionally within the book and calligraphed at this time accordingly.

8. The area from the 3" mark to the 9" mark form an accor-dian fold area to house the candles like little flags in a breeze!
 - a. 3 rows of 4 candles will be glued into place, as follows:
ROWS 1 and 3: Glue candles to the FRONT of each accor-dian, from 1/4" - 1" marks and from 2" - 2 3/4" marks.
ROW 2: Glue candles to the BACK of each accor-dian, from 1 1/8" - 1 7/8" marks.
9. Glue front cover in place.
10. Position ribbons on book's end to provide a wrap-around ribbon closure.
Glue cover in place.



HINT: The Flag Book concept provides not only unique books, but also cards.

HINT: Increase BOOK SIZE by adding extra rows and candles or "flags".

MEETING REMINDERS**JULY 2013: NO MEETING!****AUGUST 7, 2013: A Show of Signs**

Kathy Chilton will explore her picture collection taken through the years--and over the whole world. The signs will demonstrate the importance of communication throughout the world.

SEPTEMBER 4, 2013: Hi Ho! Come to the Fair!

Meeting will focus on the various traditional activities for Escribiente at the the State Fair: calligraphed bookmark demos to introduce us to the public; work, entries, and preparation needed. Bring ideas and examples. Get advice on framing & current work.

**All meetings will be at 6:30 pm at the Multi-Generational Center,
501 Elizabeth SE. Carpool and bring a friend!**

WELCOME NEW MEMBERS!**KAREN COX**

1 Camino Empressa, Placitas, NM 87043
PHONE: 505.876.2399 EMAIL: coxandkatz@q.com
BIRTHDATE: 9/25

LORA MORTON

127 E. Lupita Road, Santa Fe, NM 87505-4715
PHONE: 505.983.7452 EMAIL: LORAis@comcast.net

ADDITIONS AND CORRECTIONS!**ROBERT N. ABERG** PHONE: 505.682.7428 EMAIL: roadrunner@pvt.net**NANCY CASLICK** PO Box 161, Oceanside, OR 97134-0161

PHONE: 503.842.1975 EMAIL: nbc_oregoncoast@charter.net
BIRTHDATE: 11/9

IRIS CASTAGNA PHONE: 505.453.1067**SUE DEWALT** CELL: 505.239.2640

HARRY DOUGHERTY, SR., DDS 24 A S. Cloudstone Drive, Santa Fe, NM
87505-4363

PHONE: 818.307.4363 EMAIL: hldougherty@gmail.com

JAN FLORENCE CELL: 505.269.8867**JULIE GRAY** CELL: 505.918.1948**KORBER, MARILYN** PO Box 14116, Albuquerque, NM 87191-4116

PHONE: 505.856.3558 EMAIL: marilynkorber@comcast.net

BIRTHDATE: 8/16

MURPHY, ELLIE 6506 Belcher Avenue NE, Albuquerque, NM 87109

PHONE: 505.821.6028 EMAIL: ladyleanora@msn.com

BIRTHDATE: 9/29

KRIS NEVIUS PO Box 375, Graton, CA 95444

PHONE: 707.829.1087

CELL: 415.328.6010 EMAIL: krispaperstudio@gmail.com

BIRTHDATE: 12/24

ESCRIBIENTE NEWSLETTER DEADLINES:

SPRING ISSUE: (mailed in April) deadline Mar. 1ST
SUMMER ISSUE: (mailed in July) deadline Jun. 1ST
FALL ISSUE: (mailed in Oct.) deadline Sep. 1ST
WINTER ISSUE: (mailed in Jan.) deadline Dec. 1ST

2013 COMING EVENTS

**Botanical Show of Native NM Plants at
Community Gallery, 201 W. Marcy in Santa Fe:
June 21-August 23.** Diane Inman has a piece included.

St. Mark's Church Show: **June 29 - July 29**Artist's Reception: **July 21 noon to 3 pm**Art Drop: **June 28 9:30 to 11 am**Pick-up: **July 30 am only**New Escribiente Officers take office **July 1**

New Escribiente Officers and Board Meeting:

July 3, 6:30 pm Multi-Generational Center

500 Elizabeth SE, 501 Elizabeth SE

64th Annual IAMPETH Convention **July 8-13**

Hotel Albuquerque, 800 Rio Grande Blvd. NW

IAMPETH Public Open House **July 9, 6:30-9 pm**

Hotel Albuquerque, 800 Rio Grande Blvd. NW

NM State Fair: Expo New Mexico, San Pedro & Lomas NE,

(formerly New Mexico State Fairgrounds in Albuquerque) Wednesday,

September 11 to Sunday, September 22, 2013

Info on Escribiente's State Fair entries will come in
July from Beth House. Start art now.

Peter Thornton Workshop will be in **October**Louise Grunewald Workshop will be in **April 2014**

Amy Jones Roman Workshop TBA

The Southwest Calligraphy Guild in Las Cruces, NM
will be hosting several workshops. For more informa-

tion or to register, please contact: Gretchen Michaud
(Phone: 575.521.9813 or Email: gtwo@zianet.com)

1. A Morning of Paper Making with Martha Dunn
July 13 from 9-11 \$15.

2. A Contemporary Book of Hours with
Carol Pallesen September 6-8, 2013 \$100.

MEMBER RESOURCES

CONTRIBUTE TO ESCRIBIENTE'S NEWSLETTER: Here are just a few ideas: classes you've attended, artwork you have done, tidbits of news, awards you've won, book reviews, a favorite material that you can't wait to share, conferences, conventions, contests, upcoming shows in the community, classes you are teaching, tips and material experiments, art problems that you've encountered (solved! or in need of help?). We also need new members to join us in this delightful adventure. Please BRING a friend to share our love of calligraphy and to be our friend, too. Escribiente is YOUR connection with the calligraphic world in New Mexico and beyond.

We always welcome your input.

1. Website: escribiente.org**2. Monthly Email Flyer:** Lynda Lawrence--lynda33@hotmail.com**3. Quarterly Newsletter Tech:** Esther Feske--efeske@yahoo

Text: Alma--alma@almasanderson.com

4. K-E-M-P Hotline: Bill Kemp--brotherbill55@hotmail.com**5. Library:** Donna Fastle--dfastle@cnm.edu

THANK YOU to our Printer: **SPEEDZONE Print and Copy at 6000 Lomas NE**
Support them and their superb helpfulness! Contact Frank Horner or
Nanette Ely-Davies at: 505-262-2679. You won't be disappointed.