

2018-2

Escribiente Newsletter



*Aloha to my ink-stained friends
who know how to create!
Forty years you've lettered now
It's time to celebrate!
Congratulations!
Here's a toast to you and cheers!
And may you all keep lettering
for another forty years!*

Escribiente is Albuquerque's Calligraphic Society, open to anyone interested in the fine art of beautiful lettering.

A WORD FROM YOUR

President



Time flies by when you're having fun."

– every calligrapher at a workshop...

April 2018 was Escribiente's 40th Anniversary, and we celebrated in style with a delicious cake at our April meeting followed by a Reception on Friday for our 'Enchanted Calligraphy' exhibition at Matrix Fine Art gallery in Nob Hill. Attendees were impressed by the variety of calligraphic art on display, and enthralled by the tips and techniques shared at the Artist Talk on April 14. If you missed the show, check out the photo gallery on pages 12 & 13. I'm writing this while on a high from a wonderful Foundational weekend workshop with Randall Has-

son, who managed to make us care about the historical significance of Foundational while also giving us permission to give it a bit more style with subtle variations (pages 14 & 15).

I know I'm not the only one who felt the workshop was made all the more successful because it fit so perfectly into our themed year. Thank you Patty and Elizabeth for planning and organizing a great sequence of programs, study groups and workshops focusing on Foundational – and we still have two programs to go! It was also great to see some of our newest members attending Randy's workshop. In fact, there's no better way to get to know the group than to take part in events and workshops, and especially to serve on a committee!

Finally, you won't want to miss out on next year's theme: **CAPITALS** (that's worth shouting about!). Mark your calendar now for the weekend of November 3–4, when Belgian calligrapher **Joke Boudens** will be teaching David Jones-style capitals. (If you thought Randy's K was funky, you ain't seen nothing yet!)

– Trish Meyer, President

Escribiente

P.O. BOX 30166
ALBUQUERQUE, NM 87190

BOARD OF DIRECTORS 2017-2018

PRESIDENT - **Trish Meyer** - trish at escribiente.org
VICE PRESIDENT - **Patty Hammarstedt** - pattyham at me.com
SECRETARY - **Diane Inman** - inmanbecker at yahoo.com
TREASURER - **Evelyn Costello** - evelyncostello at msn.com

COMMITTEE CHAIRS 2017-2018

E-NEWS - **Bill Kemp** - brotherbill55 at hotmail.com
FUNDRAISING - **Michelle Salaz** - michellesalaz at msn.com
HOSPITALITY - **Alma Sanderson** - alma@almasanderson.com
LIBRARY - **Trish Meyer** - trish at escribiente.org
MEMBERSHIP - **Julie Gray** - inkster1 at juno.com
NEWSLETTER - **Julie Gray** - inkster1 at juno.com
PROGRAMS - **Patty Hammarstedt** - pattyham at me.com
PUBLICITY - Open
SHOWS - **Trish Meyer** - trish at escribiente.org
STATE FAIR - **Beth House** - house.richard807 at gmail.com
WORKSHOPS - **Beth McKee** - alphabeth55@gmail.com
REFRESHMENTS - **Diane Inman** - inmanbecker at yahoo.com

Materials will now be presented at each meeting by anyone who has an interesting tool or technique to show.

Refreshments for the meetings will be provided by anyone who is willing to share. Please bring your own drink if you wish. None will be provided.

Cover Art

*This beautiful cake, brought to the April Escribiente meeting by Diane Inman, was enjoyed by all!
The poem was written and sent to us from Caryl McHarney while she was on vacation in Hawaii!*

Escribiente is a non-profit organization of persons dedicated to the advancement and promotion of calligraphy. Meetings are held at 6:30 pm on the first Wednesday of each month, except for January and July. December's holiday meeting will be announced. We meet at Manzano Mesa Multi-Generational Center (southwest corner of Elizabeth and Southern Streets).

Yearly dues are \$30, with online Newsletter, and \$40, with printed and mailed Newsletter.

Dues are not pro-rated and are payable May-June. Benefits of membership include: receiving the Newsletter, book tape or DVD check-out from our lending library, discounts to attend workshops and a discount at Artisan's Art Supply.

Dues should be mailed to:
Escribiente, PO Box 30166, Albuquerque, NM 87190

Escribiente's Newsletter is published 3 or 4 times a year, supplemented by monthly e-flyers. Articles from this Newsletter are under copyright and may not be reprinted without permission from the editor. Do you want your work featured in the Newsletter? Or do you have an article of interest you would like to publish, and/or event you would like to publicize? Send information to: **Julie Gray, 29 Kiva Loop, Sandia Park, NM 87047** or email to: **inkster1 at juno.com**



A BLAST FROM THE PAST!!

Escribiente's 25th Anniversary with board members from left, Alma Sanderson, Amy Jones, Caryl McHarney, Janelle Crego, Esther Feske, and Bill Kemp.

THIS & THAT



LETTERS NEED A TOUCH
of Magic - THAT'S WHERE
WE COME IN

Lettering by Lynda Lawrence




Janice Gabel presented a wonderful class and demo of painting on canvas at the April meeting. Everyone got to sample what it was like lettering on raw canvas, canvas painted with acrylic matte medium and painted with gesso. We used brush and pen, writing with acrylic inks. It was a new learning experience for many of us!

Archaeologists Working at a Roman Fort Wall have Discovered a Cache of Astounding Artifacts

written by Suzi Marsh, given to Escribiente by Esther Feske

In June 22, 2017, archaeologists and volunteers from the Vindolanda Trust were working in a trench at Vindolanda, a Roman structure in Northumberland, England. The site was first discovered by modern Britons in the 16th century and was once an auxiliary fort built to house military units. Vindolanda was first constructed from turf and wood around 85 AD. Splitting the modern-day regions of England and Scotland, Hadrian's Wall was designed to separate Roman and Ancient Briton lands. With Hadrian's Wall completed, a stone fort was constructed at Vindolanda. And when the Britons began rebelling against Rome, the out-post was fortified even further. Indeed, over the years the structure grew to encompass a complex of army buildings. It also featured stone huts thought to house villagers during tumultuous times. But as the power of the Roman Empire began to wane, Vindolanda was abandoned. Then, more than 1,500 years later, an archaeologist named Eric Birley bought the land on which the Roman fort had once stood. Birley was fascinated by the history of Hadrian's Wall and soon began excavating the site. Since then, the Birley family has spent each summer at Vindolanda, searching for relics from ancient times. To date, thousands of artifacts have been retrieved from depths of up to 20 feet. What's more, because of the lack of oxygen that far into the earth, the relics are incredibly well preserved. However, Vindolanda's real moment of fame began in 1973, when Keith Liddell, a student excavator, stumbled across an incredible find. At first, he thought that the discovery was merely a cache of wood shavings – but then he realized that they were actually wooden tablets inscribed in ink. Previously,


the only texts recovered from Roman Britain had been recorded on papyrus, a paper-like material. However, the Vindolanda tablets represented the first time that wooden tablets bearing ink text had been recovered. Consequently, Robin Birley – Eric's son – called in the experts to assess them. Unfortunately, the wood oxygenated quickly after its excavation, rendering the tablets illegible. But by using infra-red photography, researchers were able to uncover the original script. Then experts analyzed the strange writing and were finally able to read the words that had been written so long ago. Throughout the 1970s and 1980s, in fact,



Robin and his team recovered many remnants of letters from Vindolanda. Then, in 1992, they struck gold. Buried in the earth, excavators found a cache comprising hundreds of ancient letters. And these would go on to become some of the most famous documents ever recovered from Roman Britain. Although the Bloomberg tablets, discovered in

London in the early 21st century, are thought to be older, the Vindolanda writings have been treasured for the unique details that they reveal about Roman life. They tell stories of beer supplies running low, for example, as well as recollections of birthday parties and the daily chores of those living at the fort. Robin's son Andrew was just 17 years old when the Vindolanda tablets were first found, and he has grown up dreaming of making a big discovery of his own. "Every season since then I have hoped, but never really expected, that more might turn up," he told *The Guardian* in July 2017. And amazingly, on June 22, 2017, Andrew's dreams came true. Buried deep beneath the ruins of Vindolanda, excavators spotted something exciting in a trench that measured around 10 feet long. Then, lifting the item out, they realized that it was another

Roman document – and a fine example of its kind. It was half a confronting tablet,” Andrew, now CEO of the Vindolanda Trust, wrote on the Trust’s website in July 2017. “Two pages stuck together with the tell-tale holes and “V” notches at the top of the pages.” What’s more, the team found themselves retrieving multiple tablets from the site. Eventually, in fact, some 25 documents were recovered from the trench. According to experts, they are all thought to date from the 1st century AD. And while the tablets are still undergoing conservation work, archaeologists are already very excited about the find. As with the original 1992 discovery, many of the latest letters are written on birch, a resource that was plentiful in Roman times. However, one tablet made from oak has been deemed especially precious. After all, not only does its double-leaf design suggest a higher degree of preservation, but the wood itself also implies correspondence of some significance. Additionally, some of the texts have been so well preserved that archaeologists have been able to read them straight away without requiring any special processes first. “There is nothing more exciting than reading these personal messages from the distant past,” Andrew told *The Guardian*. And fascinatingly, one of the characters from the original tablets – a Roman named Masclus – makes a reappearance in the new finds. After first being spotted making a request for more beer supplies to be sent to the fortress, he crops up again with an application for leave. Perhaps the old occupants of Vindolanda had a problem with partying too hard? In addition, while the original discovery had been made at the site of an ancient bonfire, the latest finds were distributed evenly in a line across the trench. “We wondered if somebody was carrying them in a bag with a hole in one corner,” Andrew explained. “Or if somebody had been walking along reading them and chucking them away one by one.” Today, the tablets are still in the process of being closely studied by experts. Eventually, though, it is hoped that they will reveal even more about life at Roman Vindolanda. And given their significance, it’s understandable that Robin Birley has been in a bit of a celebratory mood. “My father has been rather poorly recently,” Andrew



told *The Guardian*. “But by the time I got home he had cracked open a bottle of champagne and the level had already fallen considerably.”

Holiday Fundraiser for the New Mexico Cancer Center Foundation

by Trish Meyer

Escribiente calligraphers are known for giving back to the community, especially during the Holiday season. This past December we organized a fundraiser for the New Mexico Cancer Center Foundation, a non-profit organization solely dedicated to raising funds to alleviate non-medical needs for cancer patients. The fundraiser was held in conjunction with the NMCC's Gallery with a Cause First Friday reception for The Art of Healing, an art exhibition showcasing artists who have survived cancer and those who have been impacted by cancer in their families. **Elizabeth McKee, Beth House, and David Gasser** delighted visitors by writing names in gold ink on colorful bookmarks and ornaments. Beth House also created two sets of beautiful illuminated initial pins from A-Z, and she enlisted her husband, Richard to convince everyone who passed by that the pins would make wonderful gifts! During setup, **Michelle Salaz, Diane Inman, and Michal Sommers** teamed up to assemble the bookmarks. In the weeks beforehand, **Trish Meyer** hand-painted the wooden ornaments, and Elizabeth and Trish created the paste paper for the bookmarks. A huge thank you to everyone who helped with this very worthwhile cause: We raised over \$300 during the event, and all proceeds were donated to the NMCCF.

For more information: NMCC Foundation: <https://nmcancercenter.org/foundation/> Gallery with a Cause: <https://nmcancercenter.org/gallery/>



Beth House's illuminated initial pins on Diploma Parchment, glued to a wood backing and sealed. (Size: 1.75" x 2".)



Bookmarks lettered and packaged in sleeves ready for sale and pickup.



The Art of Healing exhibition was curated by Regina Held (in red); a Mariachi band (seen in the background) serenaded the crowd during the reception.



During setup, three little elves – Michelle, Diane and Michal – furiously assembled the bookmarks (rounding corners, punching holes, and adding tassels from colorful fibers).



Elizabeth McKee created exquisite bookmarks with a pointed brush and metallic watercolors.



Beth House used Blackletter and gold ink to create festive ornaments and bookmarks. Once dry, the bookmarks were packaged in a plastic sleeve for pickup, and the ornaments were displayed for purchase.



Calligrapher David Gasser was visiting Albuquerque in early December from San Juan, Puerto Rico and we were delighted he could join in.



Richard House selling the beautiful illuminated pins made by Beth.



Exploring Folded Pen Lettering

by E Klingner

with Yukimi Annand
Letters 2018 Pomona, CA

A folded pen is versatile. A tool that can be used as a drawing tool, a writing tool and a mark-making tool. Different strokes are created by changing the angle of the pen, applying pressure, and by working with rhythm and speed.

Yukimi gave lovely demonstrations and we attempted to follow. We began with marks but most of the three and one half days we focused on making letters and creating new alphabets. An involving and challenging workshop. Each of the 12 students had a table in a room with huge windows and natural light. Wonderful.



Calligraphy is the art of line in relation to letterform, word image, and page design. Arnold Bank

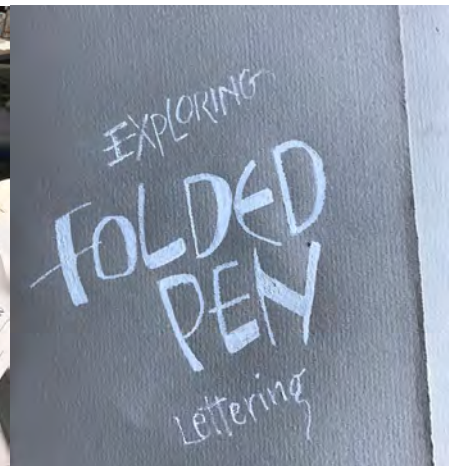


Yukimi gave us a comprehensive 22 page packet with examples and exercises:

- basic marks • emphasis on thicks and thins
- rhythm writing to express feelings
- writing letters, built up • designing with style
- develop a monoline alphabet
- letter forms to represent the meaning of text
- color blending • page composition

Yukimi brings her Japanese style, artistic strength and her love of nature and letters to her teaching. She has a strong sense of design and spreads many books and examples on a table for inspiration.




Inspiring it was and I am ready for practice, practice, practice. It takes a very skilled hand to create beautiful letters with a folded pen.



We ended with compiling our practice sheets into a book with cover wrap. I enjoy learning with Yukimi and highly recommend her classes. eklingner@mac.com

by Pat Vizzini

It was an enjoyable class which I would recommend to everyone. Her humor, easy style of teaching and devotion to her art was obvious.



POINTED PEN WITH ATTITUDE

by Julie Gray

Letters California Style-2018
Class taught by Barbara Close

I always look forward to taking a class from Barb, as I know it will be chock full of new information and techniques, as well as being fast and fun! She did not disappoint.

We learned a casual style of pointed pen, and used it in many different ways with many different uses, from lettering to borders to flourishing to flowers! We made an accordion book, and cut paper down to 5 1/2"x 5 1/2". Everything we did was done on those pieces of paper.

We covered press-release caps, worked with pastels and paint, color blending, did backgrounds with salts, stamp pads, sumi, sponges, balsa wood marks, abstract letters, water resist, so many variations of pointed pen, we easily filled our book.



Ghost Ranch

LITERALLY LETTERS

JUNE 3 - JUNE 9, 2018



PAINTED ART JOURNALS - G18061

Expand your art journaling techniques while learning how to allow yourself to play. Learn how to build layers of colors, lines, shapes and textures using acrylics, gesso, matte medium and more. Create texture, pattern and writing. Use

journal prompts to build courage, nurture your heart and embrace the magic.



Caitlin Dundon -Caitlin is a mixed media artist, calligrapher and teacher with over 20 years of experience. She creates custom paintings through private and corporate commissions with colorful layers of acrylic painting techniques combines with her signature calligraphic style. Caitlin teaches at mixed media and calligraphy conferences throughout the United States and Canada.



DANCIN' PEN - G18062

Join us in a twist on the Italic alphabet. Work with the Bone alphabet and pen manipulation to draw on inspiration from Italic variations. This class will give you the tools to morph your Italic alphabet into an unlimited number of new forms. It will free you from the rules.



Carrie Imai -Carrie has been teaching calligraphy and related subjects for over 30 years. Following completion of a certificate program in graphic art and design, she started a freelance calligraphy and graphic arts business and has worked as a calligrapher for the County of Los Angeles. She has

taught at international calligraphy conferences and guilds across the US and Canada and abroad. In her words, "What really turns me on is seeing the light go on in a student's eyes"



BOOKS AND BOXES: THE NATURAL FIT- G18063

Learn both the structure of a hand-made book, sewn using the Coptic binding, along with its coordinating box, covered in personally designed art papers, from various mediums.

Each set will be unique to the artist. Tips for various bindings and materials will be covered for future use.



Theresa Wilber -A native of Tulsa, OK, Theresa is a freelance artist, having taught calligraphy, paper arts and book arts workshops and classes at Tulsa Community College and throughout the US. Theresa is an active member of the Calligraphy Guild of Oklahoma, and has been a board member of Living Arts of Tulsa, as she continues to create her artistic creations.



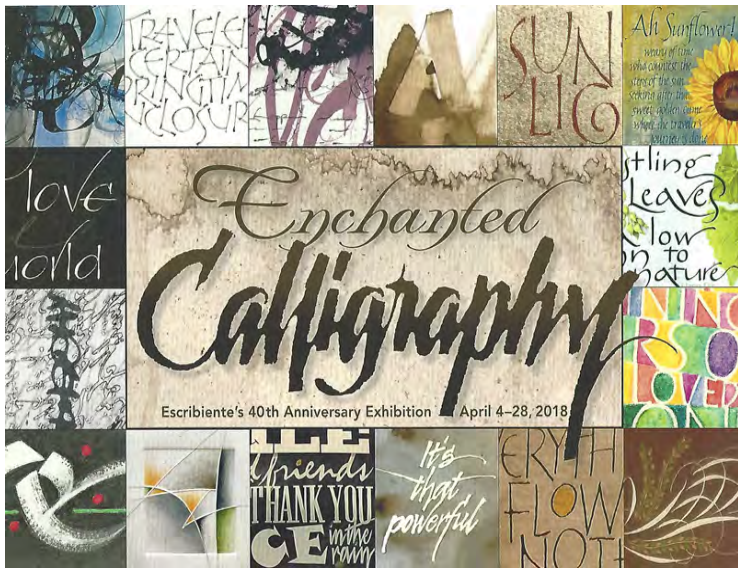
PAINTING IN PLEIN AIR - G18064

Experience the magic and light of northern New Mexico with this intensive course on pastel approaches in an outdoor environment. Explore light and shadows within the majesty of Ghost Ranch while learning various applications of pastel.



Diane Arenberg - Diane is a fine artist who enjoys the rewards of working in many mediums: Pastel, Oil, Printmaking, Encaustic and Metalsmithing. She is an artist member of the Palette and Chisel in Chicago, IL and a signature member of the Pastel Society of New Mexico. Her passion for Ghost Ranch is present in all her artwork!

For more information, go to ghostranch.org



The sample wall, with pieces by: Top Row, left to right, Beth House, Yukimi Annand, Beth House, Yukimi Annand, Ginger Larkin, and Elizabeth McKee. Row 2: from left, Bill Kemp, Jan Florence, Louise Grunewald, Lynda Lawrence, Caryl McHarney and Julie Gray. Row 3 from left: first two by Elizabeth McKee, Trish Meyer, Ginger Larkin, Bill Kemp, and Louise Grunewald.

Escribiente's 40th Anniversary Exhibition



The Friday reception was very well attended.



Esther Feske with her work, then photobombed by Bill!



Louise Grunewald with her interpretation of A



Ginger Larkin next to her tiny painted gourd.



Beautiful cards by Louise Grunewald



A painting on canvas by Janice Gabel.



Beth House with her artwork



Patty Hammarstedt with her painting.



Bill Kemp next to his pointed pen work.



Diane Inman and Kathy Chilton standing with their creations! Diane's piece is on the top.



Elizabeth McKee standing between two of her pieces.



Janice Gabel with another of her paintings on canvas.



Caryl McHarney with her EARTH.



Catherine Hogan with her SOLD piece!



Trish Meyer standing among her creations.

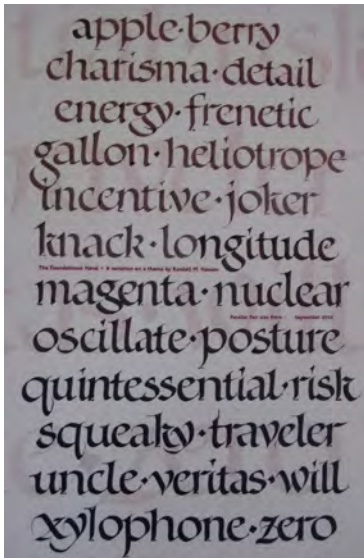
A class with Randy, no matter what he is teaching, is always a joy, because he makes learning new hands of calligraphy so enjoyable. This was the case on a weekend in April studying the history, the mechanics and the quirks of the Foundational hand. It was amazing to see the progress made in just two days that everyone in the class accomplished. Hopefully we can get Randy back again for a follow-up or some other class he is so qualified to teach!

STUDYING THE FOUNDATIONAL HAND WITH RANDALL HASSON



Randy with one of his journals he is working on.

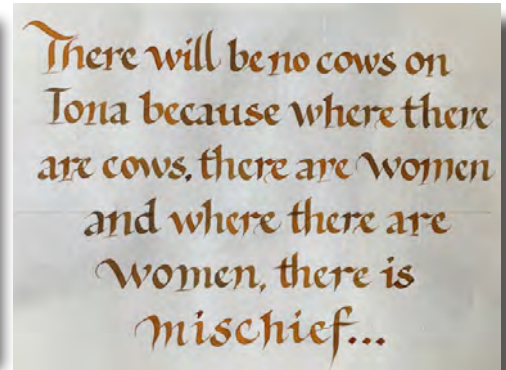
Photos by Evelyn Costello and Trish Meyer



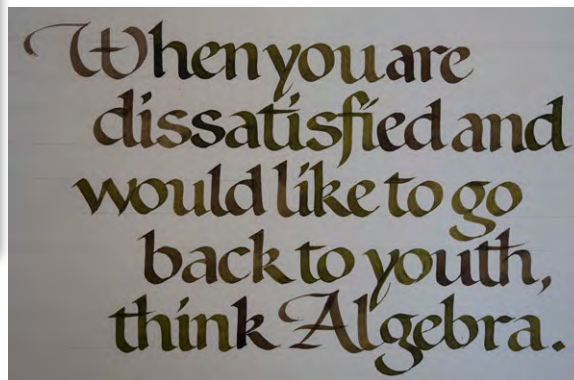
A page out of the very thorough handouts we received.



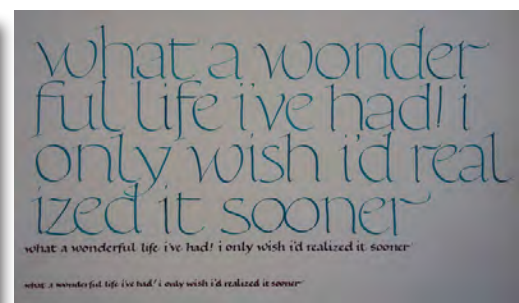
A book that Elizabeth McKee is working on.



An Irish verse done by Trish Meyer!



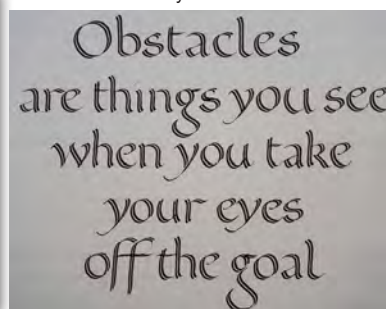
Julie Gray's work.



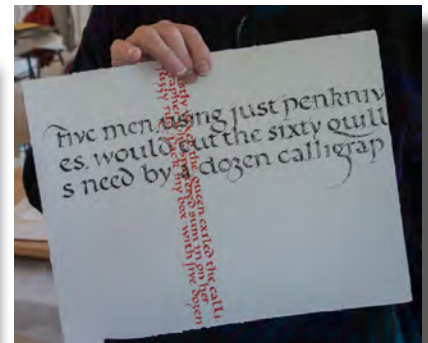
Janice Gabel experimenting with x height.



Randy's exquisite example of foundational.



Beth House's nice lettering!



Pat Vizzini getting creative.



Diane Inman, our only class leftie, does beautiful work!



Polly Owens perfecting her foundational hand.



Jane Robertson and Ron Peterson hard at work.



Randy admiring Janice Gabel's beautiful work.



Beth House creating beautiful letters.



Vicki Wellborn so happy with her letters!



Thelma Hahn finding her niche.



Pat filling one page after another!



Iris Castagna creating beautiful foundational letters.



Linda Lawrence quietly working away.

ABC's of Flowers

Anemone, Aster, Abronia - **A**

Butterflyweed, Baneberry - **B**

Coneflower, Columbine - **C**

Dandelion, Delphinium - **D**

Echinacea, Evening Primrose - **E**

Foxglove, Flax, Firewheel - **F**

Geranium, Gentian, Goldenrod - **G**

Hollyhock, Hyacinth - **H**

Impatiens, Iris, Indian Paintbrush - **I**

Jonquil, Jimsonweed - **J**

Knapweed, Knotweed - **K**

Ladyslipper, Lilac, Locoweed - **L**

Marigold, Mallow, Mexican Hat - **M**



N - Narcissus, Navajo Tea

O - Owl's Clover, Orchid, Oats

P - Purple Prairie Clover, Primrose

Q - Queen Anne's Lace, Quaker

R - Ragweed, Rue Anemone

S - Sagebrush, Sunflower

T - Tulip, Tahoka Daisy, Trillium

U - Umbrellawort

V - Verbena, Vinca, Vetch

W - Wild Hyssop, Wisteria

X - Xanthium

Y - Yarrow, Yucca

Z - Zinnia, Zizia Aptera

BE SURE TO SEE YOUR NEWSLETTER AND OTHER INTERESTING ITEMS RELATING TO CALLIGRAPHY ON ESCRIBIENTE'S WEBSITE:

[HTTP://WWW.ESCRIBIENTE.ORG](http://www.escribiente.org)

If you would like to receive up-to-the-minute information and news relating to Escribiente and it's members, send your e-mail address to Bill Kemp at: **brotherbill55@hotmail.com** and he will add you on.

The deadline for submissions for upcoming issues of Escribiente Newsletter...

2018-3 ISSUE: deadline is JULY 1ST, 2018

2018-4 ISSUE: deadline is OCTOBER 1ST, 2018

2019-1 ISSUE: deadline is JANUARY 1ST, 2019

2019-2 ISSUE: deadline is APRIL 1ST, 2018

2019-3 ISSUE: deadline is July 1ST, 2019

Any information and/or artwork you have is welcome! Classes you've attended, artwork you have done, tidbits of news, awards you've won, book reviews, a favorite material you can't wait to tell everyone about, upcoming shows, classes you are teaching, etc. etc. This is YOUR connection with the calligraphic world in New Mexico and beyond...we always welcome your input!

We have the most amazing printer for our Newsletter!

SPEEDZONE

Print and Copy

6000 Lomas NE

Support them with all your copying needs. They are good...and fast!

Plus they can even make rubber stamps for you!

Contact: Frank Horner or Nanette Ely-Davies at:

505-262-2679