



ROMAN CAPS: PATTERN AND TEXTURE

Three-Day Workshop with Annie Cicale

April 5–7, 2019, 9 AM – 4 PM

Location: Albuquerque, NM

Friday: African American Cultural Center

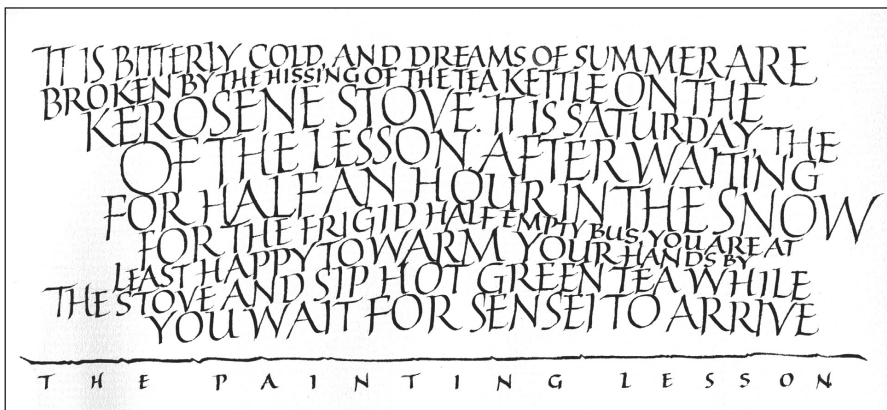
Sat & Sun: Four Hills Mobile Home Park

The budding scribe is tempted by the expressive qualities of letters made by hand as they start out on their life-long path of studying fine writing. Many students are terrified of Roman letters because somewhere along the way they have heard they are “difficult.”

We will diffuse that fear by beginning with an analysis of traditional proportion systems and then experiment with some modern variations. Adjusting spacing, speed, and proportion can give an infinite variety of forms. Spacing Romans well is critical, and we will explore ways to make it become second nature. Annie will guide you as you explore approaches to these forms through both controlled and spontaneous exercises.

ABOUT YOUR INSTRUCTOR:

Annie Cicale teaches calligraphy, drawing and painting throughout the United States and Canada. Fascinated by writing as a child, her first Osmiroid fountain pen led her to the world of calligraphy. She has experimented with the word as image in her paintings, bringing a visual expression to the words to expand their meaning and she incorporates both abstract and illustrative imagery in her paintings and books. Annie has been on the faculty of most of the international calligraphy conferences, and her work has been published in many of the calligraphic anthologies. Her artist's books are in private and public collections, including Yale University. She is the author of *The Art and Craft of Hand Lettering*, a 2011 publication of Bloomin Books. Website: cicaledesign.com



After working with these basic Roman letter shapes, we'll work with ways of expanding your vocabulary of scripts through both analytical and intuitive exercises. By using a variety of tools, you'll find variations and individuality. We will touch on flat brush Romans, such as those found in early Roman architecture.

Each of you may choose a different path of study, and we all might end up in different places! We'll document our initial studies in journal form and progress to the grandest pages we can muster.

Workshop FEE: Members \$190 Non-Members \$220 (includes membership)

Workshop fee includes all handouts.

SUPPLY LIST will be sent out with confirmation of a place in the workshop.

DEPOSIT: \$50 (non-refundable). Payment in full required three weeks before workshop (or at March meeting).

To register: Fill out the registration form (next page) and mail it with your check postmarked no earlier than Feb. 6th.

Please note workshop guidelines regarding cancellations, refunds, and housing (next page).



WORKSHOP REGISTRATION

ROMAN CAPS: PATTERN AND TEXTURE

Workshops Chair:

Elizabeth McKee

Tel: (443) 527-0550

email: alphabeth55@gmail.com

A Three-Day Workshop with Annie Cicale

Friday–Sunday, April 5–7, 2019, 9 AM – 4 PM

Location: Albuquerque, NM (details will be sent to students)

Escribiente Workshop Registration Guidelines

Please refer to page 1 of this flyer for workshop description.

WORKSHOP FEE:

Members \$190 | Non-Members \$220

Workshop fee includes all handouts.

SUPPLY LIST will be sent out with confirmation of a place in the workshop.

REGISTRATION: Fill out the registration form below and deliver it to Elizabeth at our regular **February 6th meeting**, OR mail it (*no earlier than February 6*) to:

Elizabeth McKee
320 Amherst Dr SE
Albuquerque, NM 87106

Include a deposit check for \$50 payable to Escribiente.

Full registration fee must be received from the registrant at the March meeting, or no later than March 15th.

Registrants will be enrolled according to the postmark date.

Workshop is limited to 18 students. If we have too many registrants on "opening day" (February 6), a lottery will be held according to our policy.

If you do not have email to receive notification of registration, send a self-addressed, stamped #10 envelope with your deposit check.

Telephone registrations are not accepted, but if you have a question about registration or the status of any workshop, please contact Elizabeth (contact info above). You may also contact her with questions about workshops (content, supplies, etc.) or suggestions for future workshops or workshop locations.

Escribiente members receive discounted workshop fees. Learn how to join at www.escribiente.org, or join when you register.

HOUSING: Anyone offering transportation and hosting for a visiting instructor will be able to take the workshop for free. To volunteer, please contact Elizabeth (see above).

Housing for out-of-town students may be available from local attendees. Please check box below, or ask Elizabeth for details.

CANCELLATIONS: Refunds are given only if the workshop is canceled by Escribiente OR your place is actually filled from our waiting list OR if you find someone to take your place. Please give us as much notice as possible. All changes in registration must be handled by Elizabeth McKee. If you cannot make it to the class, you must call her at least 24 hours in advance of the workshop so that she may notify any wait-listed people.

If the full registration fee is not received three (3) weeks before the workshop (or as noted), your spot and deposit may be forfeited. Please mark your calendar and pay promptly.

Fill out the registration form and mail it (with your check) postmarked *no earlier than February 6th*.

Name _____

Address _____

City _____ State _____ Zip _____

Phone numbers: Home _____ Cell _____

E-mail address _____

If you do not have an email address include a stamped self-addressed envelope for notification.

Are you an Escribiente member? ☐ Yes (fee \$190) ☐ No (fee \$220, includes membership)

Amount enclosed \$ _____ ☐ Deposit (\$50) ☐ Full Amount (enclose two checks: \$50 and balance)

☐ I would be happy to host a visiting participant without remuneration if the need arises.

☐ I will need a place to stay in Albuquerque and would love to stay in the home of an Escribiente member.

☐ I will need a place to stay in Albuquerque but will find my own accommodations.

Annie Cicale

204 Arcadian Ct.
Fairview, NC 28730
828-337-1535 (C)
alphaannie@att.net
cicaledesign.com

ROMAN CAPS: PATTERN AND TEXTURE

DESCRIPTION:

The budding scribe is tempted by the expressive qualities of letters made by hand as they start out on their life-long path of studying fine writing. Many students are terrified of Roman letters because somewhere along the way they have heard they are "difficult."

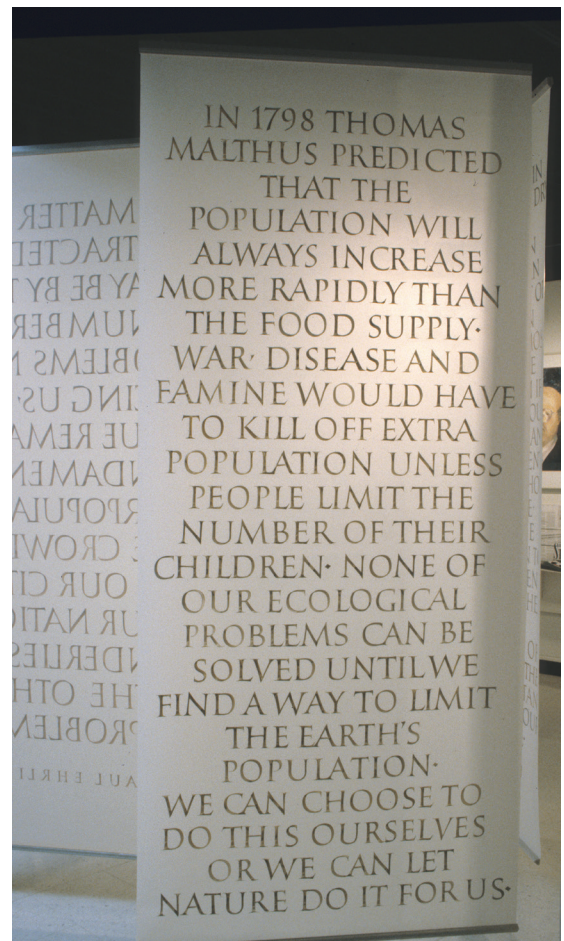
We will diffuse that fear by beginning with an analysis of traditional proportion systems and then experiment with some modern variations. Adjusting spacing, speed, and proportion can give an infinite variety of forms. Spacing Romans well is critical, and we will explore ways to make it become second nature. Annie will guide you as you explore approaches to these forms through both controlled and spontaneous exercises.

After working with these basic Roman letter shapes, we'll work with ways of expanding your vocabulary of scripts through both analytical and intuitive exercises. By using a variety of tools, you'll find variations and individuality. We will touch on flat brush Romans, such as those found in early Roman architecture.

Each of you may choose a different path of study, and we all might end up in different places! We'll document our initial studies in journal form and progress to the grandest pages we can muster.

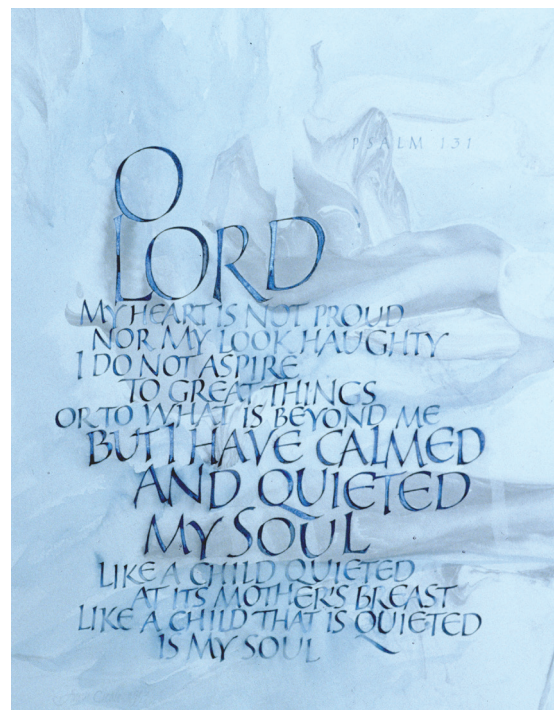
CLIMBING IS ABOUT
THE STRENGTH IN
YOUR HANDS, YOUR
BALANCE AND THE
SURENESS OF YOUR
FEET. THESE CANNOT
BE PURCHASED.

NARROW, HEAVYWEIGHT ROMANS WITH SOME ODD SHAPES MIXED IN.



ABOVE: BANNERS FROM MY MFA EXHIBIT, "THE FACE OF HUMANITY." BRUSH LETTERING ON FROSTED MYLAR. TWO OF TWELVE 8' BANNERS AS PART OF THE INSTALLATION


BELOW: PSALM 131 IN SUBTLY PRESSURIZED BROAD PEN ROMANS, EXECUTED ON SUMINAGASHI PAPER WITH MULTIPLE COLORS IN THE PEN STROKES..





IT IS BITTERLY COLD AND DREAMS OF SUMMER ARE
 BROKEN BY THE HISsing OF THE TEA KETTLE ON THE
 KEROSENE STOVE. IT IS SATURDAY THE
 OF THE LESSON AFTER WAITING THE
 FOR HALF AN HOUR IN THE SNOW
 FOR THE FRIGID HALF EMPTY BUS YOU ARE AT
 LEAST HAPPY TO WARM YOUR HANDS BY
 THE STOVE AND SIP HOT GREEN TEA WHILE
 YOU WAIT FOR SENSEI TO ARRIVE

T H E P A I N T I N G L E S S O N



PRESSURIZED LETTERS, SOME ROMAN, SOME NOT, AN
 EXERCISE IN FILLING THE SPACE; FAIRLY TRADITIONAL
 FORMS IN AN LESS THAN TRADITIONAL SPACE; BRUSH
 ROMANS AND MONOLINE FORMS; MONOLINE DOODLE FOR
 JAPANESE STUDENTS.

BRING THE SUPPLIES YOU WOULD NEED FOR A BASIC CALLIGRAPHY TOOL KIT, listed below. In this workshop, we will focus on letterforms, rather than layout and design, but some tools are used for both. Note that some are marked with an asterisk*. These are essential for this workshop.

B A S I C S

Drawing board: 18x24" or slightly larger. Flying? You might want to just work on the table top.

*T-square and triangle, **OR** rolling ruler

*Masking or drafting tape

*Pencils, various hardnesses (2B, HB, 2H, etc.)

*Soft eraser, such as Magic Rub or kneaded eraser

*Water container

*Ink rags or tissues

Notebook

Old toothbrush for cleaning pens

Dividers (see illustration)

Empty Altoids tin (yes, really) if you have one

W R I T I N G T O O L S

*Dip pens in assorted sizes, whatever you are comfortable with, such as Brause, Mitchell (Rexel) or Speedball. Mid-sizes, such as 1.0–4.0 mm.

*Monoline pens, such as Speedball 'B' series, about a B-2 and/or B-3 (Brause makes a similar 'ornamental' nib) **OR** a Pigma Micron or Rollerball pen.

*2-3 pen holders, ones that feel good in your hand.

Non-waterproof ink, such as Moon Palace, Higgins Eternal or walnut ink. Some ink will be included in your lab fee

*One tube of gouache, any color.

*Flat palette such as a plastic tub lid. (Use the bottom for your water container.)

1/2 inch Winsor Newton 995 watercolor brush, the one with a clear handle.

Quality pointed watercolor brush, size 2-4, sable if you have one.

Other pens you might want to try, such as ruling and pointed pens.

P A P E R

A packet of good paper will be provided as part of your lab fee.

*Inexpensive drawing paper or layout bond, 11x14" or larger, for brush and pen warmup.

One full sheet of Canson Mi-Tientes paper, any color

Optional: A few scraps of your favorite good paper such as Arches Text Laid or Wove, Arches 90# HP, Canson or Strathmore Charcoal.

Tracing paper for rough drafts.

W R I T I N G W I T H C O L O R (O P T I O N A L)

Designer's gouache in assorted colors (red, yellow, blue, white)

Palette

Old brushes for mixing gouache

Gum arabic

T R A N S P O R T A T I O N S Y S T E M


S U P P L Y L I S T

R O M A N S

A N N I E C I C A L E

Pen Romans, drawn and retouched

WINTER



A tool I find indispensable for measurement is a pair of dividers, sold at engineering and better art supply stores. A small one is best, but make sure it has a wheel, it holds your measurements better.

You also need something to say: quotations, poems, etc. Write words that are significant to you.

A great mail order source for calligraphy supplies is John Neal Bookseller. They are taking preorders for supplies, to be available when you arrive.

The tools listed here are generic, and depending on the group's interests and experience, some may not be used. Bring what you can and we'll cope with those tools.